

# LED LIGHT SOURCE

Product Guide

2024





# CONTENTS

## ABOUT MEGAMAN®

Who We Are	04
MEGAMAN® Milestones	05
Rigorous Quality and Management Systems	06
Innovative and Unique Products	06
Product Series and GTM Range	07
New ErP & Energy Labelling Regulations	08
Nomenclature	09

## TECHNOLOGY

DUAL BEAM TECHNOLOGY	14
U-DIM	15
ULTRA RICH COLOUR	16
DIM TO WARM	17



## PRODUCT HIGHLIGHT

DIM TO WARM	19
MEGA EFFICIENCY	20
ULTRA RICH COLOUR (RA97)	22

## DIRECTIONAL LAMP

AR111	24
PAR16	26
MR16	30
PAR20, PAR30L, PAR38	31
R50, R63 & R80	32

## NON-DIRECTIONAL LAMP

CLASSIC	33
P45	35
CANDLE	37
GLOBE	39
ST64	41
GX53	42
T-LAMP	43
LILIPUT	44
T100, T120	45



## DECORATIVE

G4	46
G9	47
CROWN SILVER	48
GOLDEN FILAMENT	49
GOLDEN FILAMENT - SPIRAL	50

## GO-TO-MARKET(GTM) SERIES

CLASSIC	65
CANDLE	65
PAR16	65
LED T8 TUBE	66



## TUBE

LED T5 TUBE	51
LED T8 TUBE	53
LED PLUG-IN TUBE	56

## SPECIAL APPLICATION

CLUSTERLITE®	57
PLANT LAMP	58
SENSOR LIGHT	59
RADAR MOTION SENSOR LAMP	60
MICROWAVE MOTION SENSOR LAMP	61
HIGH TEMPERATURE LAMP	62
COLD WEATHER LAMP	63

## SUPPLEMENTARY

T5-Ballast Compatibility List	67
-------------------------------	----



# About MEGAMAN®

## Who We Are

Artificial light enhances the way we live and work. It brings us safety, comfort and productivity. Originated in Germany, MEGAMAN® is committed to providing light in a way that is truly sustainable, energy saving and of such a quality that it brings a positive difference into the lives of all who use our innovative LED lighting solutions.

MEGAMAN® is proud to be a major lighting brand to have exclusively manufactured low-energy lighting products throughout its entire history, offering more than 28 years of industry expertise and innovation to the lighting market.

Beginning in 1994 with the highly successful production of CFL light sources, MEGAMAN® has evolved to become a complete low-energy LED lighting solutions provider. MEGAMAN® has built a reputation for producing high-performance LED light sources that offer a true replacement for traditional metal halide and halogen – combining quality lighting performance with substantial energy savings.

MEGAMAN® is now applying its market-leading experience to an even wider range of lighting solutions including revolutionary Smart Lighting System and a suite of integrated LED luminaires.

- *INGENIUM*® ZB Smart Lighting Solution provides further energy saving potential for users and allows them have full control of smart devices via mobile app from anywhere in the world
- An extensive range of LED Luminaires are developed for both indoor and outdoor applications across diverse industries
- MEGAMAN®'s lighting products are distributed throughout the world mainly in Europe, Middle East and Asia
- Our advanced Research and Development facilities will ensure a continuous supply of innovative and sustainable lighting products in the market.

MEGAMAN® continues to play a leading role in combating climate change and carbon emissions by pursuing continuous innovation in the production of low-energy lighting solutions.



MEGAMAN®

# MILESTONES

- 2023 Launched *INGENIUM*® MATTER smart lighting, works with various platforms
- 2022 Infinite IoT lighting solution developed based on Bluetooth Low Energy which is widely adopted in smartphones and tablets
- 2019 Extended product range of *INGENIUM*® ZB smart lighting released
- 2018 Launched Dual Beam Technology (DBT) which empowers users to have two beam angles in one LED luminaire or lamp
- 2016 Launched U-DIM™ technology which offers seamless dimming and is compatible with the widest range of existing dimmers
- 2015 Being one of the first companies to use plastic extrusion to produce water-proof battens; Launched *INGENIUM*® ZB smart lighting solution which adopts Zigbee technology
- 2014 Launched first smart lighting range, *INGENIUM*® BLU; Industry first full range of Dim to Warm LED products
- 2013 Integrated LED luminaires introduced
- 2012 Patented LED module and light engine - *TECOH*® MHx and *TECOH*® CFx  
*TECOH*® CFx - World's first 2000lm Zhaga Book2 Certified Light Engine
- 2011 High R9 Technology first introduced to LED range
- 2010 Launched the first MEGAMAN® LED Candle and Classic Lamp
- 2009 Innovative Thermal Conductive Highway™ (TCH) technology incorporated into MEGAMAN® LED reflectors
- 2008 Revolutionary patents and technologies invented for CFL products including: Patented Cooling-Tube technology, Silicone Protection technology, Award-winning industry first CFL GU10 reflector, Industry first Long Life CFL reaches 15,000 hours lifetime, Dimmable CFLs using DorS Step Dimming and DIMMERABLE Linear Dimming technology, Amalgam technology which prevents the use of liquid mercury.
- 1999
- 1997 Industry first candle-shaped CFL launched
- 1996 Industry first classic-shaped CFL launched
- 1994 MEGAMAN® incorporated in Germany



## RIGOROUS QUALITY AND MANAGEMENT SYSTEMS

All MEGAMAN® products are designed, tested and produced in our own factories in Xiamen, China. Standards have been implemented factory-wide to ensure the MEGAMAN® manufacturing processes deliver innovative, reliable and safe products with high-quality standards now and in the future.

To ensure that MEGAMAN® products comply with the highest quality standards, company manufacturing plants are equipped with their own assembly lines.


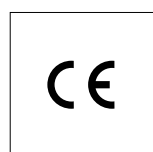
The MEGAMAN® business runs under the most stringent management and quality systems. The green elements of the production process are maximised, employee welfare is prioritised and the company is socially responsible to the local community. To continually develop these areas, MEGAMAN® has undertaken a range of international accreditations. These include:

### Quality Management System

MEGAMAN® lamps and luminaires are manufactured and certified to ISO 9001:2015, ISO 14001:2015.

### Product Quality Assurance

MEGAMAN® lamps and luminaires are made using premium quality materials and innovative technologies within stringent control measures, to deliver maximum performance and energy efficiencies.



## INNOVATIVE AND UNIQUE PRODUCTS

With our patented LED design and technology, the MEGAMAN® LED products are able to deliver superb performance, including low power consumption, excellent light output and low maintenance costs. They provide the highest quality lighting performance of any LED based product on the market consuming the same power!

### A new era in LED lighting solutions.

#### Unique Features

- Energy efficient replacement for traditional metal halide, CFL, halogen and incandescent lamps
- Deliver superb lighting performance
- High luminous efficacy up to 211lm/W
- High lumen maintenance rated lumen maintenance of 70% (L70) at up to 50,000 hours
- Long rated life up to 50,000 hours
- High colour rendering up to Ra97
- High colour temperature consistency
- Enhanced colour applications of Perfect White, Dim to Warm and RichColour series
- Options of different beam angles for the LED Reflector range
- Up to 96% energy savings
- Simple installation and servicing
- No UV and IR radiation

#### Additional Benefits

- Mercury-free
- Instant start-up
- Wide range of operating temperatures

#### Applications

- Boutiques / Shops
- Shopping Malls
- Hotels / Restaurants / Lounges
- Museums
- Galleries
- Offices
- Household



## PRODUCT SERIES

As a leading innovator of LED technology, MEGAMAN® has developed an extensive range of LED products for various domestic and commercial applications. Our products are classified into four categories, namely Professional, Smart, Economy and Go-To-Market series. Each series has its own features designed to meet every need of consumers and professionals.

### PROFESSIONAL SERIES

Suitable for commercial and high-end interior applications, the Professional series delivers high quality and comfortable light sources. This series possesses the advantages of powerful lighting performance, perfect optical design and excellent colour rendering. Having a similar profile and outlook to traditional halogen lamps, the MEGAMAN® LED reflector in Professional series is designed with unique technology such as our Hybrid Reflector and Dual Beam Technology (DBT) which offers a flexible choice of beam angles in one single luminaire.

### SMART SERIES

This series is a value-added option for consumers looking for high quality lighting at affordable prices. Featuring superb light output with high efficacy and performance, the Smart series is an ideal replacement for traditional incandescent or halogen lamps. The benefits of energy savings up to 90% and longer lamp life add to its appeal for consumers.

### ECONOMY SERIES

The most economical option among all series which serves an entry-level LED solution to replace halogen, incandescent and CFL lamps. Its long rated lamp life and high energy savings provide all the advantages you expect over traditional lighting products, but with the MEGAMAN® guarantee of quality.

### GO-TO-MARKET(GTM) SERIES

MEGAMAN® has newly launched the Go-To-Market (GTM) Series which targets new customers with incentive price. This series underlines the fact that it can be applied from launching new products or even moving a current product into a new market. This is a pricing strategy where the price of a product is initially set low to rapidly reach a wide fraction of the market.

# New ErP & Energy Labelling Regulations



**S**tarting from 1 September 2021, the Ecodesign Regulations and Energy Labelling Regulations was updated and ultimate goal is to maintain a sustainable development in lighting industry by a significant energy saving for lighting products and systems.

## The Ecodesign Regulations (EU) 2019/ 2020

- Optimizing the design of light sources and separated control gear for more sustainability and efficiency
- Product failed to meet the requirements will be phased out, for example halogen G9, G4 and GY6.35 capped lamps and fluorescent T8 lamp will be phased out starting 1 September 2023
- Lighting installation will have to be renovated with new energy-efficient light sources

## The Energy Labelling Regulation – empowerment through information

- Introduce a new energy label to empower end users to choose energy efficient products
- New scale reflects how efficient a product is – the definition of A to G will change based on new efficiency requirements.

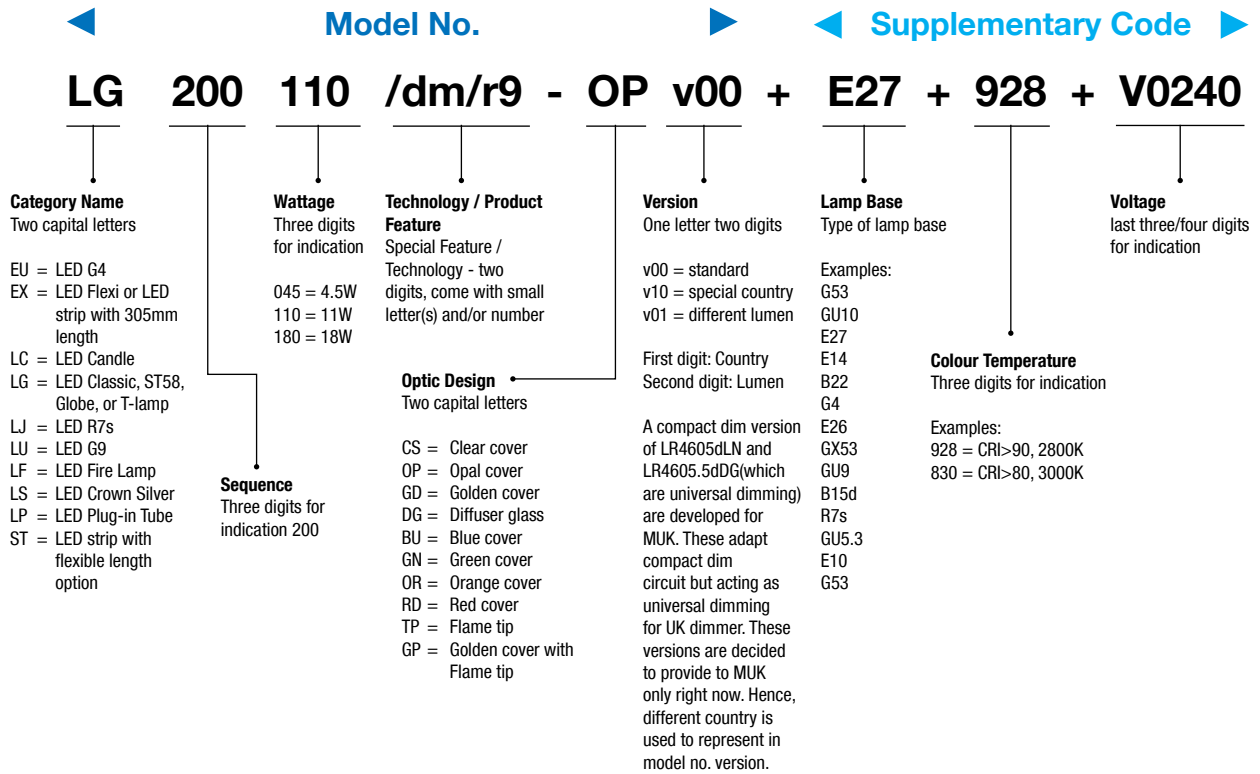
	Lm/W
<b>A<sup>++</sup></b>	120
<b>A<sup>+</sup></b>	65
<b>A</b>	50
<b>B</b>	15
<b>C</b>	12
<b>D</b>	9
<b>E</b>	0

	Lm/W
<b>A</b>	210
<b>B</b>	185
<b>C</b>	160
<b>D</b>	135
<b>E</b>	110
<b>F</b>	85
<b>G</b>	0



# Upgrade of Nomenclature System

## Classic and Special Lamp



**Technology / Product Feature**

Existing Suffix	Proposed Suffix	Special Feature / Technology
Product with iBLU technology, start with 'b'		
dBT	/b1	INGENIUM® BLU Gen 1
dBT2	/b2	INGENIUM® BLU Gen 2
Product with iZB technology, start with 'z'		
dZB	/z1	INGENIUM® ZB
Product with dimming feature, start with 'd'		
d	/dm	U-DIM / Dimmable
w	/dw	Dim to Warm
s	/ds	Step Dimming
Product with colors feature		
p	/pw	Perfect White
R9	/r9	RichColour
ru	/ru	Ultra RichColour
Others		
r	/sr	Sensor Light
PT	/pt	Plant Lamp
-	/wp	Outdoor version, waterproof
-	/db	Dual Beam Technology
-	/tw	Tunable White
-	/cw	RGBW
-	/ms	Microwave Motion Sensor

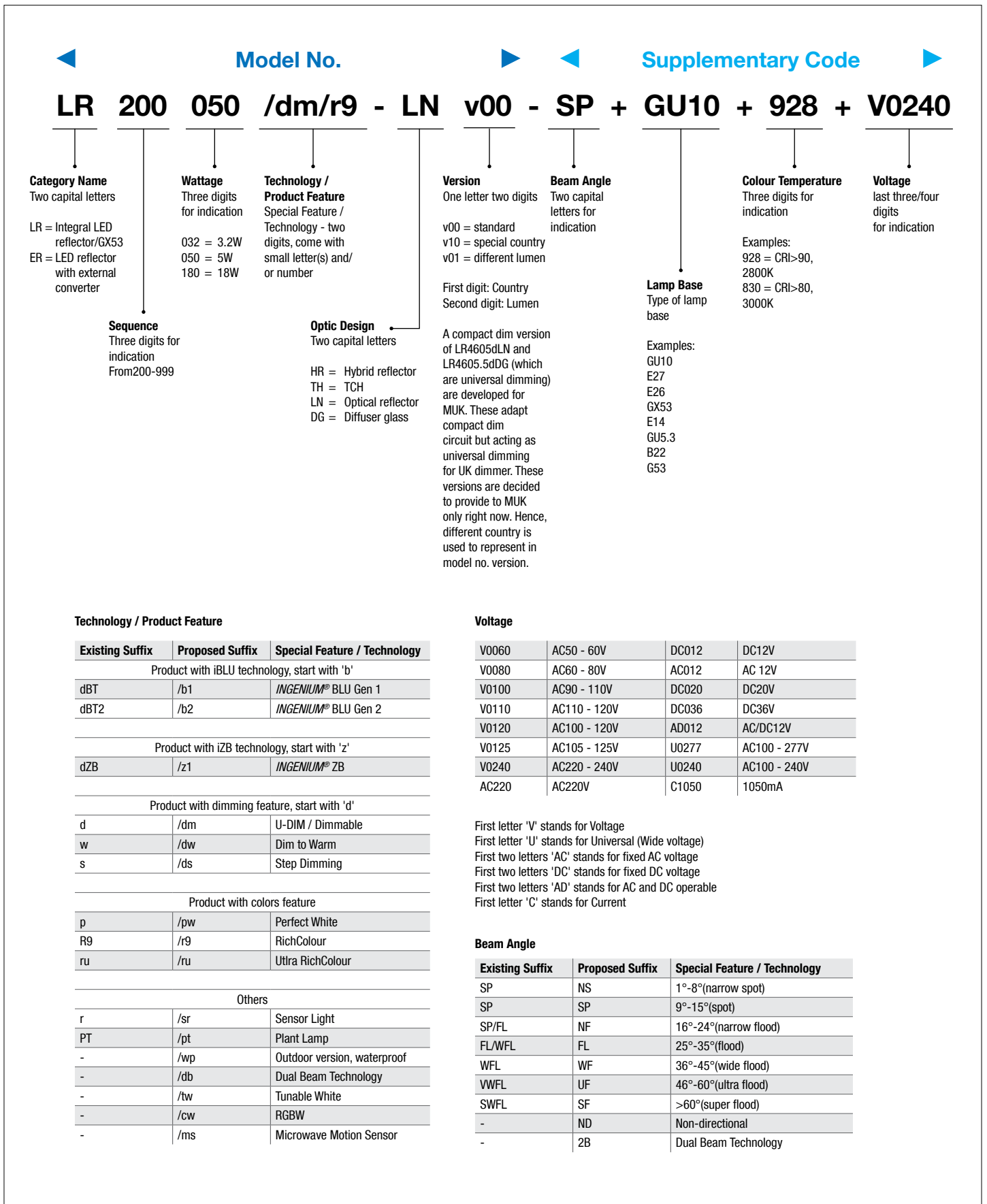
**Voltage**

V0060	AC50 - 60V	DC012	DC12V
V0080	AC60 - 80V	AC012	AC 12V
V0100	AC90 - 110V	DC020	DC20V
V0110	AC110 - 120V	DC036	DC36V
V0120	AC100 - 120V	AD012	AC/DC12V
V0125	AC105 - 125V	U0277	AC100 - 277V
V0240	AC220 - 240V	U0240	AC100 - 240V
AC220	AC220V	C1050	1050mA

First letter 'V' stands for Voltage  
 First letter 'U' stands for Universal (Wide voltage)  
 First two letters 'AC' stands for fixed AC voltage  
 First two letters 'DC' stands for fixed DC voltage  
 First two letters 'AD' stands for AC and DC operable  
 First letter 'C' stands for Current

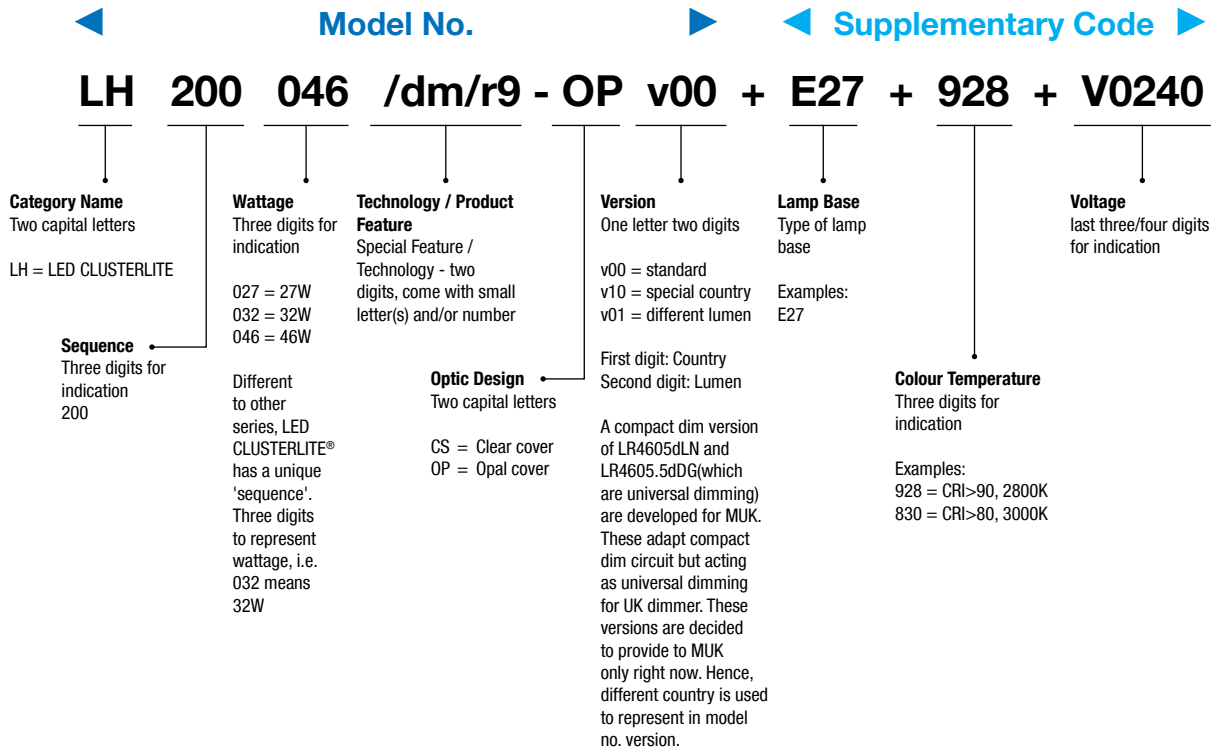
# Upgrade of Nomenclature System

## LED Reflector



# Upgrade of Nomenclature System

## CLUSTERLITE®



**Technology / Product Feature**

Existing Suffix	Proposed Suffix	Special Feature / Technology
Product with iBLU technology, start with 'b'		
dBT	/b1	INGENIUM® BLU Gen 1
dB T2	/b2	INGENIUM® BLU Gen 2
Product with iZB technology, start with 'z'		
dZB	/z1	INGENIUM® ZB
Product with dimming feature, start with 'd'		
d	/dm	U-DIM / Dimmable
w	/dw	Dim to Warm
s	/ds	Step Dimming
Product with colors feature		
p	/pw	Perfect White
R9	/r9	RichColour
ru	/ru	Ultra RichColour
Others		
r	/sr	Sensor Light
PT	/pt	Plant Lamp
-	/wp	Outdoor version, waterproof
-	/db	Dual Beam Technology
-	/tw	Tunable White
-	/cw	RGBW
-	/ms	Microwave Motion Sensor

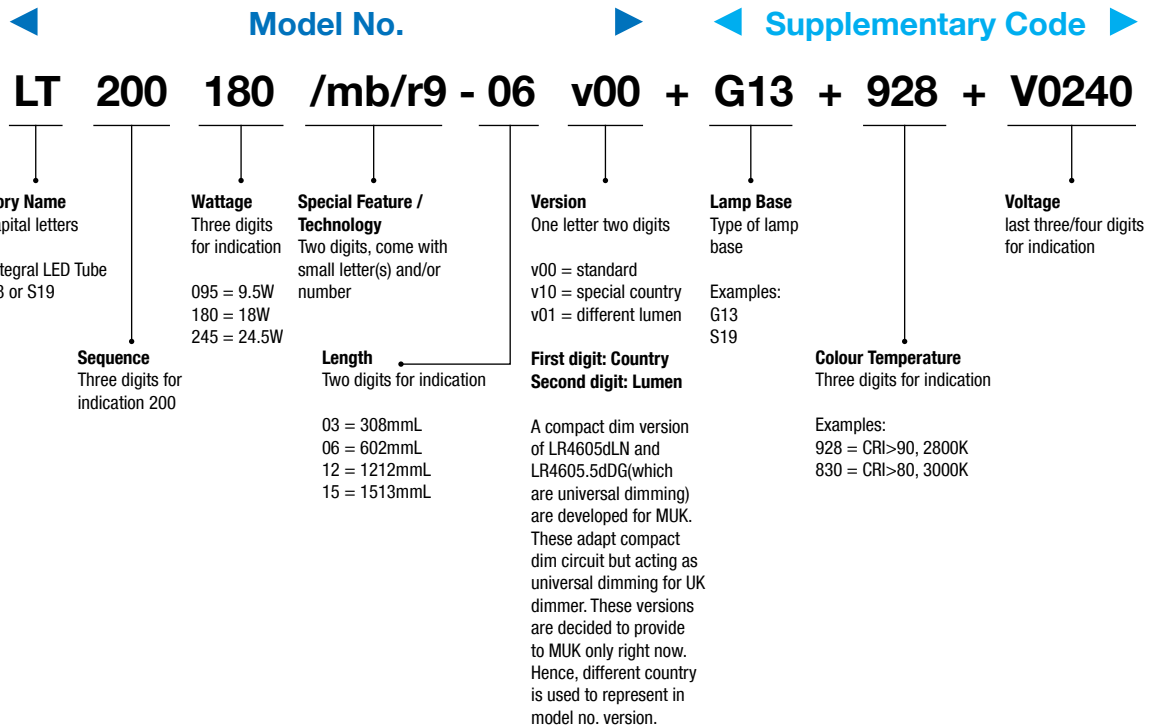
**Voltage**

V0060	AC50 - 60V	DC012	DC12V
V0080	AC60 - 80V	AC012	AC 12V
V0100	AC90 - 110V	DC020	DC20V
V0110	AC110 - 120V	DC036	DC36V
V0120	AC100 - 120V	AD012	AC/DC12V
V0125	AC105 - 125V	U0277	AC100 - 277V
V0240	AC220 - 240V	U0240	AC100 - 240V
AC220	AC220V	C1050	1050mA

First letter 'V' stands for Voltage  
 First letter 'U' stands for Universal (Wide voltage)  
 First two letters 'AC' stands for fixed AC voltage  
 First two letters 'DC' stands for fixed DC voltage  
 First two letters 'AD' stands for AC and DC operable  
 First letter 'C' stands for Current

# Upgrade of Nomenclature System

## LED Tube



### Technology / Product Feature

Existing Suffix	Proposed Suffix	Special Feature / Technology
Power source type of LED tube		
U	/us	Universal
L	/ac	Direct line in, AC line voltage
Blank	/mb	Magnetic ballast
-	/eb	Electronic ballast
Product with colors feature		
p	/pw	Perfect White
R9	/r9	RichColour
ru	/ru	Ultra RichColour
Others		
r	/sr	Sensor Light
PT	/pt	Plant Lamp
-	/wp	Outdoor version, waterproof
-	/db	Dual Beam Technology
-	/tw	Tunable White
-	/cw	RGBW
-	/sp	Shatterproof
-	/ms	Microwave Motion Sensor

### Voltage

V0060	AC50 - 60V	DC012	DC12V
V0080	AC60 - 80V	AC012	AC 12V
V0100	AC90 - 110V	DC020	DC20V
V0110	AC110 - 120V	DC036	DC36V
V0120	AC100 - 120V	AD012	AC/DC12V
V0125	AC105 - 125V	U0277	AC100 - 277V
V0240	AC220 - 240V	U0240	AC100 - 240V
AC220	AC220V	C1050	1050mA

First letter 'V' stands for Voltage  
 First letter 'U' stands for Universal (Wide voltage)  
 First two letters 'AC' stands for fixed AC voltage  
 First two letters 'DC' stands for fixed DC voltage  
 First two letters 'AD' stands for AC and DC operable  
 First letter 'C' stands for Current

MEGAMAN®  
TECHNOLOGY



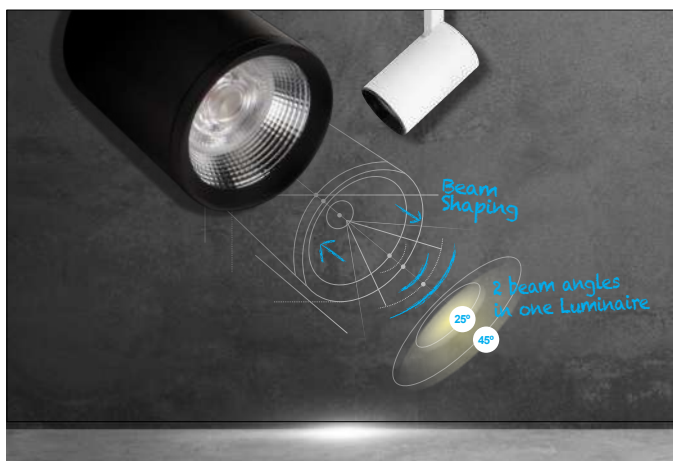
# DUAL BEAM TECHNOLOGY



## Two beam angles in one luminaire

MEGAMAN® pioneered an innovative approach for switching the size of the light spot with a simple push action on luminaires featured with Dual Beam Technology. With this technology one can shape the light spot of the luminaire from a narrow beam to a wider beam angle.

The term “Dual Beam” refers to the dual function of a luminaire. It can be set to project a narrow beam or a wider beam. Luminaires with “Dual Beam” function provide users unparalleled flexibility and convenience when adjusting the contrast between ambient and accent lighting on-site, eliminating the hustle and bustle of changing luminaire with a different beam angle. In some cases, fixtures with specific beam angle are not readily available and subsequent arrangement will cause inevitable delay in completing projects. Choosing luminaires equipped with MEGAMAN®’s Dual Beam Technology will put you at ease when doing projects.



## How it works

The mechanism that makes Dual Beam illumination possible is cleverly engineered into the DBT-enabled luminaire. To shape the beam angle of such luminaire, simply apply a push action on the front lens. This unique mechanism enables users to switch beam angles instantly from a narrow beam to a wider beam and vice versa.

Let us take one luminaire model as an example. As shown below, the default beam angle setting is 24° (the lens is in an extended position - Fig 1). By applying a push action on the front lens, users can adjust the beam angle to as broad as 36° or 45° (subject to model number) as the front lens is pushed to a retracted position - Fig 2.

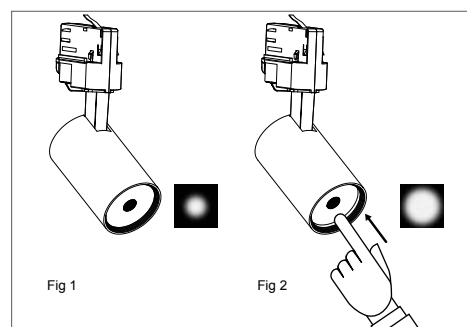


Fig 1: The lens in extended position, producing narrow beam light effect.  
Fig 2: The lens in retracted position, producing wider beam light effect.



# U-DIM™



## Flicker free dimming compatible with widest range of existing dimmers



With the phase out of high-energy consuming traditional light sources, lighting manufacturers have a responsibility to make it as easy as possible for consumers to make the switch to LED lighting. It is with this in mind that MEGAMAN® has developed a revolutionary U-DIM™ technology that makes switching to LED easy.

Over the years traditional light sources have required different types of dimmers depending on their technology. The revolution that LED brings to lighting by replacing all types of conventional sources means a universal solution is required for LED to dim on all these existing circuits.

Up to now, when replacing traditional lamps with LED, working with an incompatible dimmer may have caused a multitude of issues from flickering to failure. MEGAMAN® lamps with U-DIM™ is a breakthrough in dimming technology and makes our lamps compatible with the widest possible range of existing dimmers, whether they are Leading-edge or Trailing Edge. It is easy to use, you just 'plug & play' so it takes the headache out of upgrading your lighting scheme. MEGAMAN® U-DIM™ also allows superior performance, flicker-free dimming from 100% right down to just 5%; combine this with our latest Dim to Warm technology and you can even have the exact same warmth as halogen when dimmed for a cosy ambience.

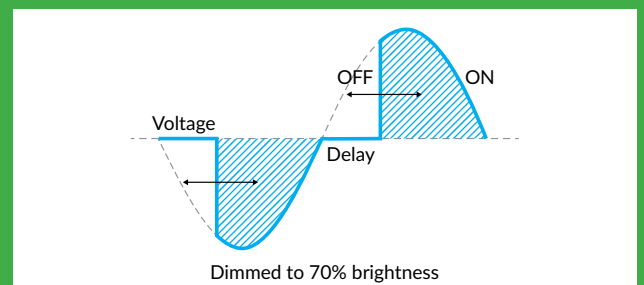
U-DIM™ technology will be offered as standard with MEGAMAN® lamps using eye-catching hybrid reflector technology. With mains voltage halogen reflector lamps being phased out in the EU from September 1st 2016, this means you can rely on MEGAMAN® LEDs to replace your halogen lamps in terms of dimming compatibility, performance and aesthetics, while benefiting from the energy-savings offered by LED technology.

Leading-edge and Trailing-edge are the most popular dimmers used for conventional light sources. They work by chopping out parts of the voltage and reducing power to the light source in order to achieve the dimming performance.

### Leading-edge

also known as 'forward-phase control dimmers', 'triac dimmers' or 'incandescent dimmers'

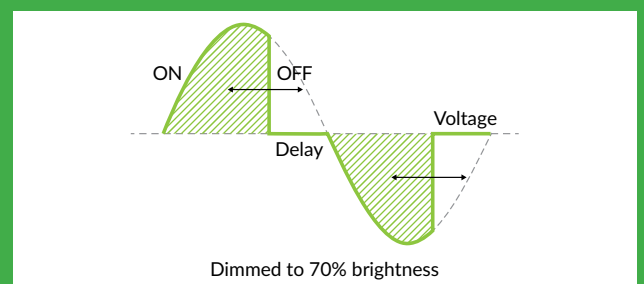
Leading-edge dimmer switches were used originally to dim incandescent and halogen lamps magnetic low voltage transformers.



### Trailing-edge

also known as 'reverse-phase control dimmer' or 'electronic dimmers'

Trailing-edge dimmers are traditionally used for electronic drivers or low voltage transformers (capacitive loads).




# RICHCOLOUR

MEGAMAN® RichColour is a range of LED lamps designed to maximise the richness and quality of colours. With high colour rendering of Ra90 or above, MEGAMAN® RichColour is the perfect LED replacement for halogen lamps in applications where the faithful colour reproduction associated with natural light is crucial. These places include retail stores, art galleries and museums.


# ULTRA RICHCOLOUR


Taking colour enhancement yet a step further, MEGAMAN® Ultra RichColour combines all the benefits of standard RichColour technology with even better colour rendering quality of up to Ra97, featuring enhanced red colour rendition (R9) of  $\geq 75$  - maximising the visual impact of meat, fresh fruit and vegetables. The well-balanced and high quality light of Ultra RichColour lamps makes them the perfect choice for food and other display lighting applications where the visual appeal of items is essential.



**Ultra RichColour**


High colour rendition of Ra  $\geq 97$   
+  
High red colour rendition (R9) value of  $\geq 75$

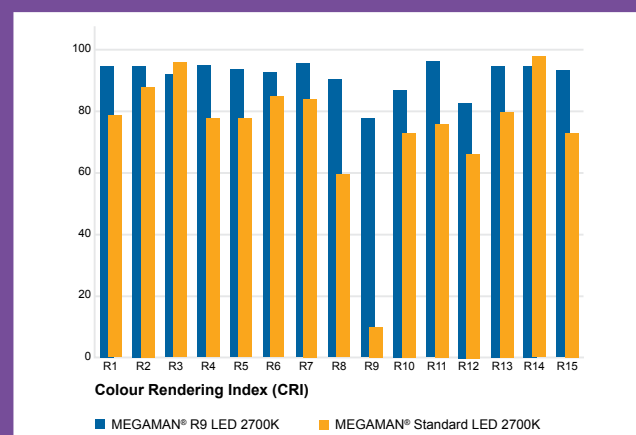





**RichColour**

High colour rendition of Ra  $\geq 90$





When we determine the general colour rendering index, the first eight colours in the Test Colour Sample (TCS; see Figure 1) defined in accordance with DIN 6169 are employed for the calculation. In addition to these eight colours (R1 to R8), there are another six colours (R9 to R14) that are more vivid and known as “saturated” colours.

The MEGAMAN® Ultra RichColour lamp not only has high colour rendering index of Ra97 and a high red colour rendition (R9) value of  $\geq 75$ , but it also has a high value of the other “saturated” colours (R10 to R14), which allows the beautiful red of an object to be revealed and creates well-balanced and high-quality lighting.



# DIM TO WARM



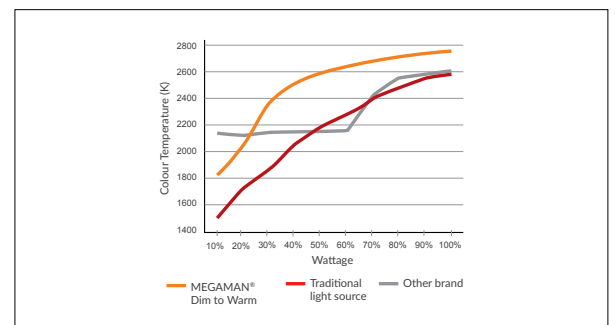
## Improved dimming performance with the warmth of halogen

MEGAMAN® is proud to be the first to introduce a wide range of LED products incorporating a brand new Dim to Warm technology. These LED lamps emit a warmer light when they are dimmed. The colour temperature of these LED lamps changes from 2700K to 1800K when the lamps are dimmed from 100% to 5% (from 100% to 1% for LED AR111 and LED MR16 constant current types), perfectly simulating the characteristics of incandescent and halogen lamps.

Unlike many products on the market which use multiple lens arrays, MEGAMAN®'s Dim to Warm lamps contain a unique single circuit chip level technical solution, allowing them to have the same compact profile as incandescent and halogen lamps while also replicating their warmth and dimming curve. The MEGAMAN® LED lamps with the Dim to Warm feature are true replacements for incandescent and halogen lamps in terms of the outlook, size, lighting effect and produce lighting performance that is familiar to consumers.



MEGAMAN® Dim to Warm is the LED lamp that dims like traditional light sources. Moving through a wide colour temperature range of 2800K (2700K) to 1800K as the lamps dim from 100% to 10%, the close replication of the dimming curve of halogen and incandescent makes MEGAMAN® Dim to WARM a unique offering to the LED market.





**LED** by  
**MEGAMAN®**

# DIM TO WARM



## Product Features

- Dim-to-Warm technology improved dimming performance and options available to perfectly simulate the characteristics of incandescent and halogen lamps
- Offers perfect linear dimming which is compatible with most leading-edge and trailing-edge EU dimmers
- LED emit a warmer light when the lamps are dimmed from 100% to 5%
- RichColour (CRI ≥ 90) applies to all dim-to-warm lamps maximizing colour richness
- Up to 89% instant energy savings compared to traditional light bulbs
- Low maintenance costs thanks to extremely long lifetime up to 25,000 hours



Model No.	Lamp Base	Wattage (W)	Max. Luminous Intensity (cd)	Beam Angle (°)	Lumen (lm)	Useful Lumen (lm)	Colour Temp.	CRI	Rated Life (hrs)	Dimension (mm)	Dimmable	Energy Label	Series	Photo
-----------	-----------	-------------	------------------------------	----------------	------------	-------------------	--------------	-----	------------------	----------------	----------	--------------	--------	-------

### U-DIM™

LG7105wR9	E27	5	N/A	N/A	480	N/A	2700K-1800K	Ra97	25000	060x109	100-5%	F	Smart	1
LG7108.2wR9	E27	8.2	N/A	N/A	470	N/A	2700K-1800K	Ra97	25000	060x109	100-5%	F	Smart	1
LG2602.9wR9	E14	2.9	N/A	N/A	250	N/A	2700K-1800K	Ra97	25000	045x87	100-5%	F	Smart	2
LG2605.5wR9	E14	5.5	N/A	N/A	470	N/A	2700K-1800K	Ra97	25000	045x87	100-5%	F	Smart	2
LC0402.9wR9	E14	2.9	N/A	N/A	250	N/A	2700K-1800K	Ra97	25000	035x100	100-5%	F	Smart	3
LC0405.5wR9	E14	5.5	N/A	N/A	470	N/A	2700K-1800K	Ra97	25000	035x100	100-5%	F	Smart	3
LR057050/dw/r9-HRv00-WF	GU10	5	680	36	410	345	3000K-1800K	Ra97	25000	050x55	100-5%	G	Smart	4
LR212100/dw/db/ru-HRv00-2B+024D045D	GU10	10	3800 [24°] 1600 [45°]	24/45	680 [24°] 720 [45°]	620 [24°] 660 [45°]	3000K-1800K	Ra97	40000	0111x82	100-5%	G	Pro	5

### Dimmable

ER205120/dw/db/ru-HRv00-2B+024D045D*	G53	12	4500 [24°] 2000 [45°]	24/45	920 [24°] 970 [45°]	880 [24°] 920 [45°]	3000K-1800K	Ra97	40000	0111x58	100-1%	G	Pro	6
ER200065/dw/ru-HRv00-WF*	GU5.3	6.5	1200	36	430	400	3000K-1800K	Ra97	40000	050x46	100-1%	G	Pro	7

ER200065/dw/ru-HRv00-WF\* 350mA (DC16-20V)

ER205120/dw/db/ru-HRv00-2B+024D045D\* 350mA (DC34V)


\* Capable of linear dimming when working with DALI, DSI or 1-10V dimming drivers, and the dimming performance depends on the specification of driver.

# MEGA EFFICIENCY













MEGAMAN® introduces the first MEGAMAN® **MEGA EFFICIENCY** with Energy Class A LED bulbs, these innovative LED bulbs meet the stringent EU Eco-design and Energy Labelling regulations, which came into effect on 1 September, 2021. Under the new regulations, only lighting products that achieve an energy efficiency of 210lm/W can be rated as EU Energy Class A. This means that these new Class A bulbs consume up to 53% less energy compared with LED lamps, to achieve the same light output and quality as standard MEGAMAN® LED bulbs. With the extra-long life time 50,000 hours making MEGAMAN® **MEGA EFFICIENCY** LED bulbs provide extremely high luminous efficiency of up to 211lm/W under 2700K. MEGAMAN® **MEGA EFFICIENCY** – LED bulbs are the best choice of LED bulbs to save energy and costs and are leading the way to a brighter, greener future for our Earth.

### Product Features

- Extremely high luminous efficiency up to 211lm/W under 2700K
- Reach the highest level of the latest Energy Labelling regulations (  )
- Consumes up to 53% less energy compared with LED lamp
- Extra-long life time to 50,000 hours

220-240V



Type	Eq. Watt (W)	Model No.	Lamp Base	Wattage (W)	Lumen (lm)	Colour Temp.	CRI	Rated Life (hrs)	Dimension (mm)	Dimmable	Energy Label	Series	Photo
Filament													
Non-Dimmable													
A60	40	LG6102.3CS <b>NEW</b>	E27	2.3	485	2700K	80	50000	Ø60x104	N/A		Pro	1
A60	60	LG9804CS <b>NEW</b>	E27	4	840	2700K	80	50000	Ø60x104	N/A		Pro	2
A60	75	LG9805CS <b>NEW</b>	E27	5	1055	2700K	80	50000	Ø60x104	N/A		Pro	2
A60	100	LG231072-CSv00 <b>NEW</b>	E27	7.2	1521	2700K	80	50000	Ø60x104	N/A		Pro	3
P45	40	LG232012-CSv00 <b>NEW</b>	E14	1.2	252	2700K	80	50000	Ø45x79	N/A		Pro	4
P45	40	LG232023-CSv00 <b>NEW</b>	E14	2.3	485	2700K	80	50000	Ø45x79	N/A		Pro	4
Candle	40	LC208012-CSv00 <b>NEW</b>	E14	1.2	252	2700K	80	50000	Ø35x97	N/A		Pro	5
Candle	40	LC208023-CSv00 <b>NEW</b>	E14	2.3	485	2700K	80	50000	Ø35x97	N/A		Pro	5
G95	40	LG263023-CSv00 <b>NEW</b>	E27	2.3	485	2700K	80	50000	Ø95x137	N/A		Pro	6
G95	60	LG06804CS <b>NEW</b>	E27	4	840	2700K	80	50000	Ø95x137	N/A		Pro	7

# MEGA EFFICIENCY



220-240V



Type	Eq. Watt (W)	Model No.	Lamp Base	Wattage (W)	Lumen (lm)	Colour Temp.	CRI	Rated Life (hrs)	Dimension (mm)	Dimmable	Energy Label	Series	Photo
Filament													

Non-Dimmable

ST64	40	LG225023-CSv00 <b>NEW</b>	E27	2.3	485	2700K	80	50000	Ø64x140	N/A		Pro	1
ST64	60	LG226040-CSv00 <b>NEW</b>	E27	4	840	2700K	80	50000	Ø64x140	N/A		Pro	2

220-240V



Type	Eq. Watt (W)	Model No.	Lamp Base	Wattage (W)	Lumen (lm)	Colour Temp.	CRI	Rated Life (hrs)	Dimension (mm)	Dimmable	Energy Label	Series	Photo
360° Illumination													

Non-Dimmable

A60	40	LG206023-OPv00 <b>NEW</b>	E27	2.3	485	2700K	80	50000	Ø60x104	N/A		Pro	3
A60	60	LG206040-OPv00 <b>NEW</b>	E27	4	840	2700K	80	50000	Ø60x104	N/A		Pro	3
A60	75	LG206050-OPv00 <b>NEW</b>	E27	5	1055	2700K	80	50000	Ø60x104	N/A		Pro	3
A60	100	LG206072-OPv00 <b>NEW</b>	E27	7.2	1521	2700K	80	50000	Ø60x104	N/A		Pro	3

220-240V



Model No.	Wattage (W)	Max. Luminous Intensity (cd)	Beam Angle (°)	Lumen (lm)	Useful Lumen (lm)	Colour Temp.	CRI	Rated Life (hrs)	Dimension (mm)	Dimmable	Energy Label	Series	Photo
PAR16 Glass													

Non-Dimmable

LR6302.1LN-WFL <b>NEW</b>	2.1	700	36	430	375	2700K	80	50000	Ø50x55	N/A		Pro	4
---------------------------	-----	-----	----	-----	-----	-------	----	-------	--------	-----	--	-----	---

# ULTRA RICHCOLOUR



## Product Features

- MEGAMAN® Ultra RichColour is the perfect choice for display lighting applications where the visual appeal of items is essential, thanks to the richness and quality of colours, especially red colour rendition (R9) of >75
- Offers perfect linear dimming which is compatible with most popular leading and trailing EU dimmers
- Low maintenance costs thanks to extremely long lifetime up to 25,000 hours
- Low flickering ratio ≤ 8%



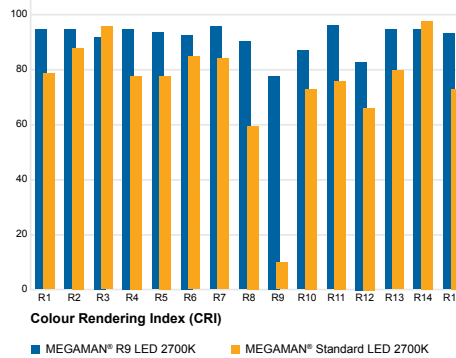
220-240V

Model No.	Lamp Base	Wattage (W)	Max. Luminous Intensity (cd)	Beam Angle (°)	Lumen (lm)	Useful Lumen (lm)	Colour Temp.	CRI	Rated Life (hrs)	Dimension (mm)	Dimmable	Energy Label	Series	Photo
U-DIM™														
A60														
LG7108.8dru	E27	8.8	N/A	N/A	810	N/A	2700K	Ra97	25000	Ø60x109	100-10%	F	Pro	1
Candle														
LC0405.5dru	E14	5.5	N/A	N/A	470	N/A	2700K	Ra97	25000	Ø35x100	100-10%	F	Pro	2
P45														
LG2605.5dru	E14	5.5	N/A	N/A	470	N/A	2700K	Ra97	25000	Ø45x87	100-10%	F	Pro	3
PAR16 Glass														
LR6304.7druLN-WFL	GU10	4.7	600	36	410	345	2700K	Ra97	25000	Ø50x55	100-10%	F	Pro	4
PAR16 Plastic														
LR057047/dm/ru-HRv00-WF	GU10	4.7	600	36	410	345	2700K	Ra97	25000	Ø50x55	100-10%	F	Pro	5

# ULTRA RICH COLOUR

TSC	Appearance under daylight	Sample
R1	Light greyish red	
R2	Dark greyish yellow	
R3	Strong yellow green	
R4	Moderate yellowish green	
R5	Light bluish green	
R6	Light blue	
R7	Light violet	
R8	Light reddish purple	
R9	Strong red	
R10	Strong yellow	
R11	Strong green	
R12	Strong blue	
R13	Light yellowish pink	
R14	Moderate olive green	

Figure 1 Test Colour Sample



# AR111



## Product Features

- Simple push action on AR111 featured with Dual Beam Technology (DBT) can shape the light spot of the lamp from a narrow beam 24° to a wider beam angle 45°
- Comprehensive Professional series of LED AR111 reflectors for 50W, 75W and 100W halogen AR111 replacement with DBT technology which increases functionality and flexibility for different environments
- Offers perfect linear dimming which is compatible with most leading-edge and trailing-edge EU dimmers
- Ultra RichColour (CRI 97) maximizes the richness and quality of colours, especially red colour rendition (R9) of > 75
- Dim-to-Warm options available to perfectly simulate the characteristics of incandescent and halogen lamps in terms of the outlook, size, and lighting effect to offer lighting performance that is familiar to consumers
- Extremely long lifetime of 40,000 hours
- Colour Consistency SDCM ≤ 4



Input	Model No.	Lamp Base	Wattage (W)	Max. Luminous Intensity (cd)	Beam Angle (°)	Lumen (lm)	Useful Lumen (lm)	Colour Temp.	CRI	Rated Life (hrs)	Dimension (mm)	Dimmable	Energy Label	Series	Photo
-------	-----------	-----------	-------------	------------------------------	----------------	------------	-------------------	--------------	-----	------------------	----------------	----------	--------------	--------	-------

Dual Beam Technology SDCM ≤4

### Dim To Warm

220-240V	LR212100/dw/db/ru-HRv00-2B+024D045D	GU10	10	3800 [24°] 1600 [45°]	24/45	680 [24°] 720 [45°]	620 [24°] 660 [45°]	3000K-1800K	Ra97	40000	Ø111x82	100-5%	G	Pro	1
350mA (DC34V)	ER205120/dw/db/ru-HRv00-2B+024D045D	G53	12	4500 [24°] 2000 [45°]	24/45	920 [24°] 970 [45°]	880 [24°] 920 [45°]	3000K-1800K	Ra97	40000	Ø111x58	100-1%	G	Pro	2

### U-DIM™

220-240V	LR212110/dm/db/ru-HRv00-2B+024D045D	GU10	11	3600 [24°] 1500 [45°]	24/45	800 [24°] 870 [45°]	720 [24°] 780 [45°]	2700K	Ra97	40000	Ø111x82	100-5%	G	Pro	1
220-240V	LR212110/dm/db-HRv00-2B+024D045D	GU10	11	5000 [24°] 2000 [45°]	24/45	980 [24°] 1070 [45°]	870 [24°] 950 [45°]	2700K	80	40000	Ø111x82	100-5%	F	Pro	1

### Dimmable

AC12V	ER205115/dm/db-HRv00-2B+024D045D	G53	11.5	5000 [24°] 2000 [45°]	24/45	1000 [24°] 1050 [45°]	900 [24°] 950 [45°]	2700K	80	40000	Ø111x58	100-10%	F	Pro	2
-------	----------------------------------	-----	------	--------------------------	-------	--------------------------	------------------------	-------	----	-------	---------	---------	---	-----	---

### Hybrid Reflector

### U-DIM™

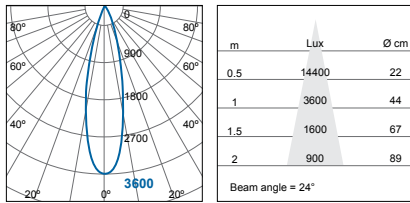
220-240V	LR6509.5dR9HR-75H08D	GU10	9.5	13000	8	650	590	2700K	Ra90	40000	Ø111x82	100-5%	G	Pro	3
----------	----------------------	------	-----	-------	---	-----	-----	-------	------	-------	---------	--------	---	-----	---



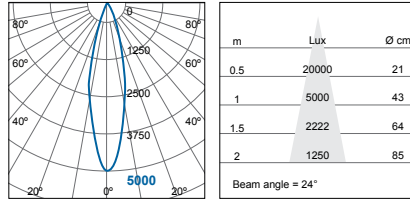
# AR111



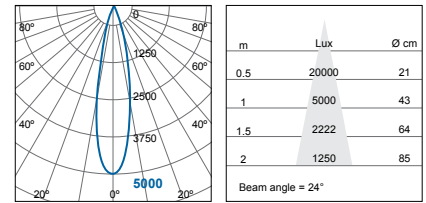
LR212110/dm/db/ru-HRv00-2B+024D



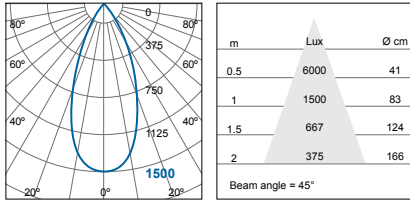
LR212110/dm/db-HRv00-2B+024D



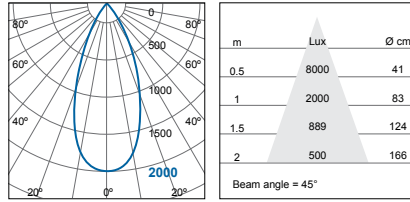
ER205115/dm/db-HRv00-2B+024D



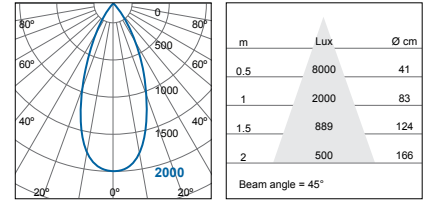
LR212110/dm/db/ru-HRv00-2B+045D



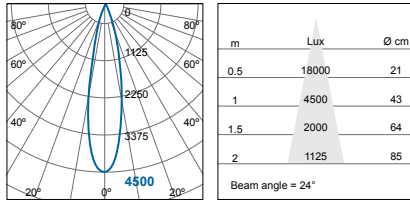
LR212110/dm/db-HRv00-2B+045D



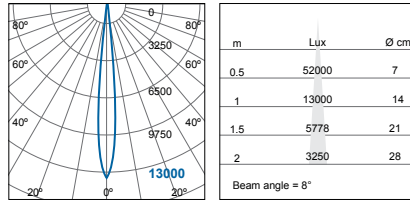
ER205115/dm/db-HRv00-2B+045D



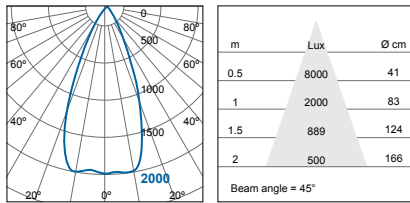
ER205120/dw/db/ru-HRv00-2B+024D



LR6509.5dR9HR-75H08D



ER205120/dw/db/ru-HRv00-2B+045D



# PAR16



## Product Features

- Simple push action on PAR16 featured with Dual Beam Technology (DBT) can shape the light spot of the lamp from a narrow beam to a wider beam angle, including 24° to 35°, 40° to 60°
- Perfectly designed as replacement for traditional halogen lamps which deliver a sport light to create the desired atmosphere
- Offer perfect linear dimming which is compatible with most leading-edge and trailing-edge EU dimmers
- Enhance efficacy, beam control and excellent optics by Hybrid Reflector Technology
- Captivating appearance by all glass integrated design
- Various beam angle options available, including 24°, 36°, 40°, 60° and 100°
- Work well under fire rated downlights with the life time up to 25,000 hours at 45°C
- Up to 92% instant energy saving compared to 50W halogen lamps
- Low flicker ≤ 8%



220-240V

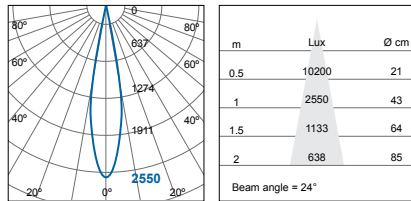


Model No.	Wattage (W)	Max. Luminous Intensity (cd)	Beam Angle (°)	Lumen (lm)	Useful Lumen (lm)	Colour Temp.	CRI	Rated Life (hrs)	Dimension (mm)	Dimmable	Energy Label	Series	Photo
Dual Beam Technology													
U-DIM™													
LR211052/dm/db-HRv00-2B+024D035D	5.2	2550 [24°] 1650 [35°]	24/35	430	400	2700K	80	25000	Ø50x56	100-5%	F	Pro	1
LR211052/dm/db-HRv00-2B+040D060D	5.2	900 [40°] 420 [60°]	40/60	430	400	2700K	80	25000	Ø50x56	100-5%	F	Pro	2
LR211053/dm/db-HRv00-2B+024D035D	5.3	3000 [24°] 1800 [35°]	24/35	550	500	2700K	80	25000	Ø50x56	100-5%	E	Pro	1

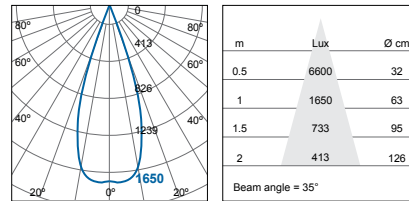
# PAR16

# PAR16 PHOTOMETRIC DATA

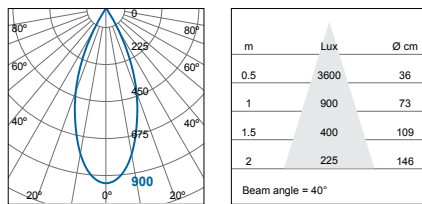
LR211052/dm/db-HRv00-2B+024D



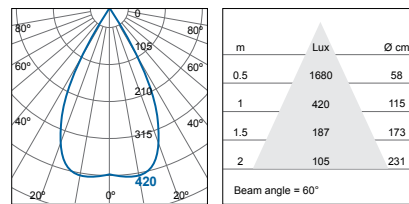
LR211052/dm/db-HRv00-2B+035D



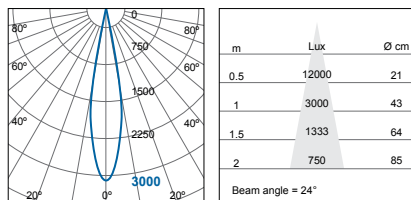
LR211052/dm/db-HRv00-2B+040D



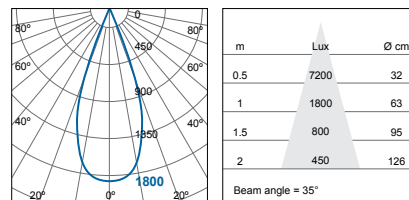
LR211052/dm/db-HRv00-2B+060D



LR211053/dm/db-HRv00-2B+024D



LR211053/dm/db-HRv00-2B+035D



# PAR16



- Ultra RichColour (CRI 97) maximizes the richness and quality of colours, especially red colour rendition (R9) of > 75
- Dim-to-Warm options available to perfectly simulate the characteristics of incandescent and halogen lamps in terms of the outlook, size, and lighting effect to offer lighting performance that is familiar to consumers



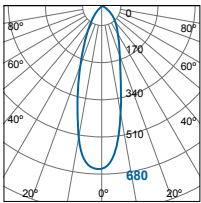
220-240V

Model No.	Wattage (W)	Max. Luminous Intensity (cd)	Beam Angle (°)	Lumen (lm)	Useful Lumen (lm)	Colour Temp.	CRI	Rated Life (hrs)	Dimension (mm)	Dimmable	Energy Label	Series	Photo
<b>Plastic (Non-DBT)</b>													
<b>Dim To Warm</b>													
LR057050/dw/r9-HRv00-WF	5	680	36	410	345	3000K-1800K	Ra90	25000	Ø50x55	100-5%	G	Smart	1
<b>U-DIM™</b>													
LR057047/dm/ru-HRv00-WF	4.7	600	36	410	345	2700K	Ra97	25000	Ø50x55	100-10%	F	Pro	1
<b>Dimmable</b>													
LR057050/dm-HRv00-WF	5	680	36	410	345	2700K	80	25000	Ø50x55	100-10%	G	Smart	1
LR057055/dm-HRv00-WF	5.5	900	36	500	430	2700K	80	25000	Ø50x55	100-10%	F	Smart	1
<b>Non-Dimmable</b>													
LR057042-HRv00-WF	4.2	680	36	410	345	2700K	80	15000	Ø50x55	N/A	F	Econ	1
LR057059-HRv00-SF	5.9	300	100	600	500	2700K	80	25000	Ø50x55	N/A	F	Econ	2
<b>Glass</b>													
<b>U-DIM™</b>													
LR6304.7druLN-WFL	4.7	600	36	410	345	2700K	Ra97	25000	Ø50x55	100-10%	F	Pro	3
<b>Dimmable</b>													
LR6304.7dLN-WFL	4.7	650	36	390	345	2700K	80	15000	Ø50x55	100-10%	F	Smart	5
LR6306.2dLN-WFL	6.2	800	36	520	450	2700K	80	15000	Ø50x55	100-10%	F	Smart	3
<b>Non-Dimmable</b>													
LR6302.1LN-WFL <b>NEW</b>	2.1	700	36	430	375	2700K	80	50000	Ø50x55	N/A	A+G	Pro	4
LR6301.9LN-WFL	1.9	350	36	190	140	2700K	80	15000	Ø50x55	N/A	F	Econ	5
LR6303.1LN-WFL	3.1	450	36	270	230	2700K	80	15000	Ø50x55	N/A	F	Econ	5
LR6304.7LN-WFL	4.7	650	36	390	345	2700K	80	15000	Ø50x55	N/A	F	Econ	5
LR6304.9LN-WFL	4.9	800	36	520	450	2700K	80	15000	Ø50x55	N/A	F	Econ	5

# PAR16

# PAR16 PHOTOMETRIC DATA

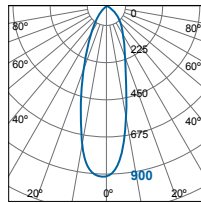
LR057050/dm-HRv00-WF



m	Lux	Ø cm
0.5	2720	32
1	680	65
1.5	302	97
2	170	130

Beam angle = 36°

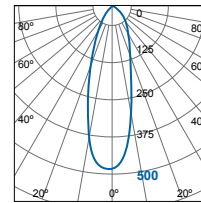
LR057055/dm-HRv00-WF



m	Lux	Ø cm
0.5	3600	32
1	900	65
1.5	400	97
2	225	130

Beam angle = 36°

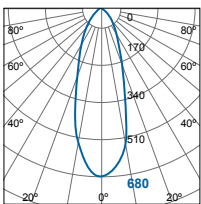
LR057042-HRv00-WF



m	Lux	Ø cm
0.5	2000	32
1	500	65
1.5	222	97
2	125	130

Beam angle = 36°

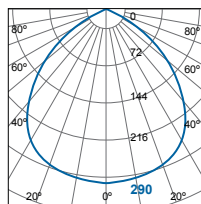
LR057050/dw/r9-HRv00-WF



m	Lux	Ø cm
0.5	2720	32
1	680	65
1.5	302	97
2	170	130

Beam angle = 36°

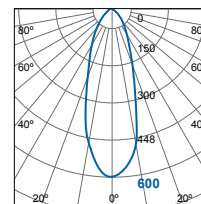
LR057072-HRv00-ND



m	Lux	Ø cm
0.5	1160	119
1	290	238
1.5	129	358
2	73	477

Beam angle = 100°

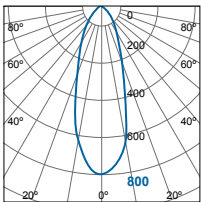
LR6304.7dLN-WFL



m	Lux	Ø cm
0.5	2400	32
1	600	65
1.5	267	97
2	150	130

Beam angle = 36°

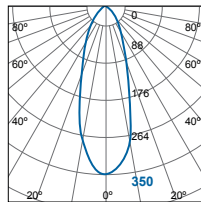
LR6306.2dLN-WFL



m	Lux	Ø cm
0.5	3200	32
1	800	65
1.5	356	97
2	200	130

Beam angle = 36°

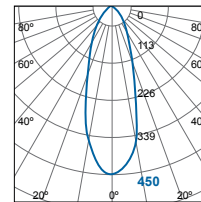
LR6301.9LN-WFL



m	Lux	Ø cm
0.5	1400	32
1	350	65
1.5	156	97
2	88	130

Beam angle = 36°

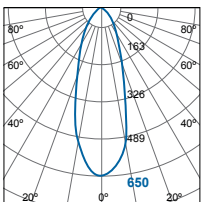
LR6303.1LN-WFL



m	Lux	Ø cm
0.5	1800	32
1	450	65
1.5	200	97
2	113	130

Beam angle = 36°

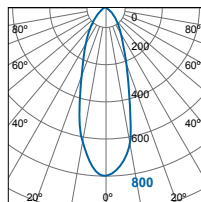
LR6304.7LN-WFL



m	Lux	Ø cm
0.5	2600	32
1	650	65
1.5	289	97
2	163	130

Beam angle = 36°

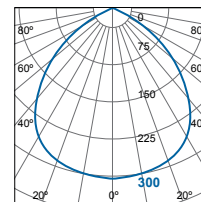
LR6304.9LN-WFL



m	Lux	Ø cm
0.5	3200	32
1	800	65
1.5	356	97
2	200	130

Beam angle = 36°

LR057059-HRv00-SF



m	Lux	Ø cm
0.5	1200	119
1	300	238
1.5	133	358
2	75	477

Beam angle = 100°

# MR16



### Product Features

- MEGAMAN® LED MR16 reflector has the same compact profile as halogen MR16 and delivers superb lighting performance, excellent light efficiency and better glare control for both accent and ambient lighting applications
- Ultra RichColour (CRI 97) maximizes the richness and quality of colours, especially red colour rendition (R9) of > 75
- Dim-to-Warm options available to perfectly simulate the characteristics of incandescent and halogen lamps in terms of the outlook, size, and lighting effect to offer lighting performance that is familiar to consumers
- Constant current MR16 works with DALI, DSI, 1-10V dimming drivers, it works with MEGAMAN® driver which drive 3pcs of lamp with synchronized start-up time
- Work well with AC 12V halogen transformers and generate much less heat
- Extremely long lifetime up to 40,000 hours



Input	Model No.	Wattage (W)	Max. Luminous Intensity (cd)	Beam Angle (°)	Lumen (lm)	Useful Lumen (lm)	Colour Temp.	CRI	Rated Life (hrs)	Dimension (mm)	Dimmable	Energy Label	Series	Photo
<b>Plastic</b>														
<b>Dim To Warm</b>														
350mA (DC16-20V)	ER200065/dw/ru-HRv00-WF	6.5	1200	36	430	400	3000K-1800K	Ra97	40000	Ø50x46	100-1%	G	Pro	1
<b>Constant Current</b>														
350mA (DC16-20V)	ER200065/dm-HRv00-WF*	6.5	1800	36	700	650	2700K	80	35000	Ø50x46	100-1%	F	Pro	1
<b>Dimmable</b>														
12V	ER045044/dm-LNv00-WF	4.4	700	36	410	345	2700K	80	15000	Ø50x46	100-10%	F	Smart	3
AC 12V	ER203080/dm-HRv00-WF	8	1800	36	600	500	2700K	80	25000	Ø50x46	100-10%	F	Smart	1
<b>Non-Dimmable</b>														
12V	ER208029-HRv00-WF	2.9	550	36	290	230	2700K	80	15000	Ø50x46	N/A	F	Econ	2
12V	ER208044-HRv00-WF	4.4	700	36	410	345	2700K	80	15000	Ø50x46	N/A	F	Econ	2
12V	ER208057-HRv00-WF	5.7	800	36	530	450	2700K	80	15000	Ø50x46	N/A	F	Econ	2
<b>Glass</b>														
<b>Non-Dimmable</b>														
12V	ER045029-LNv00-WF	2.9	500	36	290	230	2700K	80	15000	Ø50x46	N/A	F	Econ	3
12V	ER045044-LNv00-WF	4.4	700	36	410	345	2700K	80	15000	Ø50x46	N/A	F	Econ	3
12V	ER045057-LNv00-WF	5.7	800	36	530	450	2700K	80	15000	Ø50x46	N/A	F	Econ	3

### Constant Current Driver Specification

Category	Model No.	Main Input Voltage (V)	Output Voltage (V)	Max. System Wattage (W)	Rated Life (hrs)	Power Factor (λ)	Width (mm)	Length (mm)	Height (mm)	Dimmable
1X Driver	LD0509x1d-C350	220-240V	DC16-24V	9	50000	>0.9	46	62	20	100-5%
3X Driver	LD205021/dm-C0350		DC30-60V	21			55	116	25	

\* Capable of linear dimming when working with DALI, DSI or 1-10V dimming drivers, and the dimming performance depends on the specification of driver.

# PAR20, PAR30L, PAR38



### Product Features

- Enhance efficacy, beam control and excellent optics by Hybrid Reflector Technology
- IP65-rated available outdoor use
- Dimmable version is available in PAR38, allowing users to adjust brightness level from 100% to 10%
- Life time up to 25,000 hours
- Beam angle 36°



220-240V

IP65 rated outdoor version

Lamp Type	Model No.	Lamp Base	Wattage (W)	Max. Luminous Intensity (cd)	Beam Angle (°)	Lumen (lm)	Useful Lumen (lm)	Colour Temp.	CRI	Rated Life (hrs)	Dimension (mm)	Dimmable	Energy Label	Series	Photo
<b>Dimmable</b>															
PAR30L	LR228110/dm-HRv00-WF <b>NEW</b>	E27	11	2000	36	1200	1000	3000K	80	25000	Ø95x105	100-10%	E	Smart	2
PAR38	LR229160/dm-HRv00-WF	E27	16	3000	36	1850	1600	3000K	80	25000	Ø120x135	100-10%	E	Smart	3
<b>Non-Dimmable</b>															
PAR20	LR227070-HRv00-WF	E27	7	1300	36	800	660	3000K	80	25000	Ø63x90	N/A	E	Econ	1
PAR30L	LR228110-HRv00-WF	E27	11	2100	36	1300	1050	3000K	80	25000	Ø95x105	N/A	E	Econ	2
PAR38	LR229160-HRv00-WF	E27	16	3000	36	1850	1600	3000K	80	25000	Ø120x135	N/A	E	Econ	3

# R50, R63, R80



### Product Features

- The MEGAMAN® LED R50, R63 and R80 delivers impressive spot lighting which a perfect retrofit replacement for halogen or incandescent spots
- Plastic and glass versions with different beam angle options are available for various applications
- Dimmable version available for glass version, allowing users to adjust brightness level from 100% to 10%
- Compatible with existing fixture with E27 and E14 holders
- Flicker Free  $\leq 3\%$  for non-dimmable version provides maximum visual comfort

220-240V

Plastic Version



Lamp Type	Model No.	Lamp Base	Wattage (W)	Beam Angle (°)	Max. Luminous Intensity (cd)	Lumen (lm)	Luminous Flux in 90° Cone (lm)	Colour Temp.	CRI	Rated Life (hrs)	Dimension (mm)	Energy Label	Series	Photo
<b>Non-Dimmable</b>														
R50	LR216014-HRv00-WF	E14	1.4	36	270	110	104	2700K	80	15000	Ø50x81	F	Econ	1
R50	LR216026-OPv00-ND	E14	2.6	100	N/A	250	N/A	2700K	80	15000	Ø50x81	F	Econ	2
R50	LR216027-HRv00-WF	E14	2.7	36	450	205	196	2700K	80	15000	Ø50x81	F	Econ	1
R50	LR216049-OPv00-ND	E14	4.9	100	N/A	470	N/A	2700K	80	15000	Ø50x81	F	Econ	2
R63	LR217049-OPv00-ND	E27	4.9	100	N/A	470	N/A	2700K	80	15000	Ø63x102	F	Econ	3
R80	LR218086-OPv00-ND	E27	8.6	100	N/A	810	N/A	2700K	80	15000	Ø80x110	F	Econ	4

220-240V

Glass Version



Lamp Type	Model No.	Lamp Base	Wattage (W)	Beam Angle (°)	Max. Luminous Intensity (cd)	Lumen (lm)	Luminous Flux in 90° Cone (lm)	Colour Temp.	CRI	Rated Life (hrs)	Dimension (mm)	Dimmable	Energy Label	Series	Photo
<b>Dimmable</b>															
R50	LR219030/dm-OPv00-WF	E14	3.0	36	430	310	250	2700K	80	15000	Ø50x82	100 –10%	F	Smart	5
R63	LR220042/dm-OPv00-WF	E27	4.2	36	630	410	345	2700K	80	15000	Ø63x102	100 –10%	F	Smart	6
R80	LR221040/dm-OPv00-WF	E27	4.0	36	700	410	345	2700K	80	15000	Ø80x110	100 –10%	F	Smart	7
<b>Non-Dimmable</b>															
R50	LR219016-OPv00-WF	E14	1.6	36	200	125	104	2700K	80	15000	Ø50x82	N/A	G	Econ	5
R50	LR219032-OPv00-WF	E14	3.2	36	360	220	196	2700K	80	15000	Ø50x82	N/A	G	Econ	5
R63	LR220033-OPv00-WF	E27	3.3	36	400	235	207	2700K	80	15000	Ø63x102	N/A	G	Econ	6
R63	LR220045-OPv00-WF	E27	4.5	36	630	410	345	2700K	80	15000	Ø63x102	N/A	F	Econ	6
R80	LR221044-OPv00-WF	E27	4.4	36	750	410	345	2700K	80	15000	Ø80x110	N/A	F	Econ	7
R80	LR221085-OPv00-WF	E27	8.5	36	950	810	667	2700K	80	15000	Ø80x110	N/A	F	Econ	7



# CLASSIC



## Product Features

- Perfect LED replacement for halogen lamps in applications
- Offers perfect linear dimming which is compatible with most popular EU dimmer
- Options of RichColour (CRI ≥ 97) in dimmable versions available to maximize colour richness
- High luminous efficacy up to 157lm/W which offers instant energy savings of up to 89% compared to traditional lamps
- High lumen output up to 2900lm
- Low maintenance costs thanks to extremely long lifetime up to 25,000 hours




220-240V DC12V

Input	Eq. Watt (W)	Model No.	Lamp Base	Wattage (W)	Lumen (lm)	Colour Temp.	CRI	Rated Life (hrs)	Dimension (mm)	Dimmable	Energy Label	Series	Photo
<b>Dim To Warm</b>													
220-240V	40	LG7105wR9	E27	4.9	470	2700K-1800K	Ra90	25000	Ø60x109	100-5%	F	Smart	1
220-240V	60	LG7108.2wR9	E27	8.2	810	2700K-1800K	Ra90	25000	Ø60x109	100-5%	F	Smart	1
<b>Standard Bulb</b>													
<b>U-DIM™</b>													
220-240V	60	LG7108.8dru	E27	8.8	810	2700K	Ra97	25000	Ø60x109	100-10%	F	Pro	1
<b>Dimmable</b>													
220-240V	40	LG7105.5d	E27	5.5	470	2700K	80	25000	Ø60x109	100-10%	F	Smart	1
220-240V	60	LG7108.5d	E27	8.5	810	2700K	80	25000	Ø60x109	100-10%	F	Smart	1
220-240V	75	LG7108.7d	E27	8.7	1055	2700K	80	25000	Ø60x109	100-10%	E	Smart	1
220-240V	100	LG200127/dm-OPv00	E27	12.7	1521	2700K	80	25000	Ø60x114	100-10%	E	Smart	2
220-240V	120	LG268140/dm-OPv00	E27	14	1900/2000	3000K/4000K	80	25000	Ø60x118	100-10%	D	Smart	3
220-240V	150	LG278180/dm-OPv00	E27	18	2452/2552	3000K/4000K	80	25000	Ø60x130	100-10%	D	Smart	4
<b>Non-Dimmable</b>													
220-240V	40	LG7104.8	E27	4.8	470	2700K	80	15000	Ø60x109	N/A	F	Econ	1
DC12V	40	LG7105+DC012	E27	5	470	2700K	80	15000	Ø60x109	N/A	F	Econ	1
220-240V	40	LG7106.1	E27	6.1	600	2700K	80	15000	Ø60x109	N/A	F	Econ	1
220-240V	60	LG7108.6	E27	8.6	810	2700K	80	15000	Ø60x109	N/A	F	Econ	1
220-240V	75	LG7109.6	E27	9.6	1055	2700K	80	15000	Ø60x109	N/A	F	Econ	1
220-240V	100	LG200133-OPv00	E27	13.3	1521	2700K	80	15000	Ø60x114	N/A	E	Econ	2
220-240V	120	LG268165-OPv00	E27	15.5	1900/2000	3000K/4000K	80	15000	Ø60x118	N/A	E	Econ	3
220-240V	150	LG268165-OPv00	E27	16.5	2452/2552	3000K/4000K	80	15000	Ø60x118	N/A	D	Econ	3
220-240V	165	LG278170-OPv00	E27	17	2752/2900	3000K/4000K	80	15000	Ø60x130	N/A	C	Econ	4
<b>High Temperature Lamp</b>													
<b>Dimmable</b>													
220-240V	60	LG7106dv3 <b>NEW</b>	E27	6	810	2700K	80	25000	Ø60x110	100-10%	D	Smart	5
<b>Non-Dimmable</b>													
220-240V	40	LG7104.5v3	E27	4.5	470	2700K	80	25000	Ø60x109	N/A	F	Smart	1
220-240V	60	LG7107v3	E27	7	810	2700K	80	25000	Ø60x109	N/A	E	Smart	1
<b>Cold Weather Lamp</b>													
<b>Non-Dimmable</b>													
220-240V	40	LG7108.6v2	E27	8.6	810	2700K	80	15000	Ø60x109	N/A	F	Smart	1
220-240V	60	LG7109.6v2	E27	9.6	1055	2700K	80	15000	Ø60x109	N/A	F	Smart	1

# CLASSIC











### Product Features

- 360° light illumination with uniform light distribution and high quality lighting performance
- Extremely high luminous efficiency up to 211lm/W under 2700K
- Reach the highest level of the latest Energy Labelling regulations (  )
- Consumes up to 53% less energy compared with LED lamp
- Extra-long life time to 50,000 hours



220-240V

Eq. Watt (W)	Model No.	Lamp Base	Wattage (W)	Lumen (lm)	Colour Temp.	CRI	Rated Life (hrs)	Dimension (mm)	Dimmable	Energy Label	Series	Photo
360° Illumination												
Dimmable												
60	LG206042/dm-OPv00	E27	4.2	470	2700K	80	15000	Ø60x104	100-10%	E	Smart	1
75	LG206072/dm-OPv00	E27	7.2	810	2700K	80	15000	Ø60x104	100-10%	E	Smart	1
100	LG206085/dm-OPv00	E27	8.5	1055	2700K	80	15000	Ø60x104	100-10%	E	Smart	1
100	LG206110/dm-OPv00	E27	11	1521	2700K	80	15000	Ø60x104	100-10%	D	Smart	1
Non-Dimmable												
40	LG206023-OPv00 <b>NEW</b>	E27	2.3	485	2700K	80	50000	Ø60x104	N/A		Pro	1
60	LG206040-OPv00 <b>NEW</b>	E27	4	840	2700K	80	50000	Ø60x104	N/A		Pro	1
75	LG206050-OPv00 <b>NEW</b>	E27	5	1055	2700K	80	50000	Ø60x104	N/A		Pro	1
100	LG206072-OPv00 <b>NEW</b>	E27	7.2	1521	2700K	80	50000	Ø60x104	N/A		Pro	1
40	LG206040-OPv00	E27	4	470	2700K	80	15000	Ø60x104	N/A	E	Econ	1
60	LG206068-OPv00	E27	6.8	810	2700K	80	15000	Ø60x104	N/A	E	Econ	1
75	LG206085-OPv00	E27	8.5	1055	2700K	80	15000	Ø60x104	N/A	E	Econ	1
100	LG206110-OPv00	E27	11	1521	2700K	80	15000	Ø60x104	N/A	D	Econ	1
Filament												
Dimmable												
60	LG6104.2dCS	E27	4.2	470	2700K	80	15000	Ø60x104	100-10%	E	Smart	2
60	LG9807.2dCS	E27	7.2	810	2700K	80	15000	Ø60x104	100-10%	E	Smart	3
75	LG9807.8dCS	E27	7.8	1055	2700K	80	15000	Ø60x104	100-10%	D	Smart	3
100	LG9811dCS	E27	11	1521	2700K	80	15000	Ø60x104	100-10%	D	Smart	3
Non-Dimmable												
40	LG6102.3CS <b>NEW</b>	E27	2.3	485	2700K	80	50000	Ø60x104	N/A		Pro	2
60	LG9804CS <b>NEW</b>	E27	4	840	2700K	80	50000	Ø60x104	N/A		Pro	3
75	LG9805CS <b>NEW</b>	E27	5	1055	2700K	80	50000	Ø60x104	N/A		Pro	3
100	LG231072-CSv00 <b>NEW</b>	E27	7.2	1521	2700K	80	50000	Ø60x104	N/A		Pro	4
40	LG6104CS	E27	4	470	2700K	80	15000	Ø60x104	N/A	E	Econ	2
60	LG9806.8CS	E27	6.8	810	2700K	80	15000	Ø60x104	N/A	E	Econ	3
75	LG9807.8CS	E27	7.8	1055	2700K	80	15000	Ø60x104	N/A	D	Econ	3
100	LG9811CS	E27	11	1521	2700K	80	15000	Ø60x104	N/A	D	Econ	3

# P45



### Product Features

- Perfect LED replacement for halogen lamps and incandescent lamps in applications where the faithful colour reproduction associated with natural light is crucial
- Dim to Warm technology allow dimming control by dimmer and normal ON/OFF switch respectively
- Offers perfect linear dimming which is compatible with most popular EU dimmer
- Options of RichColour (CRI ≥ 97) in dimmable versions available to maximize colour richness
- High efficacy of up to 128lm/W
- Up to 90% instant energy savings compared to traditional light bulbs
- Long lifetime up to 25,000 hours




220-240V

Eq. Watt (W)	Model No.	Lamp Base	Wattage (W)	Lumen (lm)	Colour Temp.	CRI	Rated Life (hrs)	Dimension (mm)	Dimmable	Energy Label	Series	Photo
Standard Bulb												
Dim To Warm												
40	LG2602.9wR9	E14	2.9	250	2700K-1800K	Ra90	25000	Ø45x87	100-5%	F	Smart	1
60	LG2605.5wR9	E14	5.5	470	2700K-1800K	Ra90	25000	Ø45x87	100-5%	F	Smart	1
U-DIM™												
40	LG2605.5dru <b>NEW</b>	E14	5.5	470	2700K	Ra97	25000	Ø45x87	100-10%	F	Pro	1
Dimmable												
25	LG2602.9d	E14	2.9	250	2700K	80	25000	Ø45x87	100-10%	F	Smart	1
40	LG2605.5d	E14	5.5	470	2700K	80	25000	Ø45x87	100-10%	F	Smart	1
Non-Dimmable												
15	LG2601.6	E14	1.6	136	2700K	80	15000	Ø45x87	N/A	F	Econ	1
25	LG2602.9	E14	2.9	250	2700K	80	15000	Ø45x87	N/A	F	Econ	1
40	LG2604.9	E14	4.9	470	2700K	80	15000	Ø45x87	N/A	F	Econ	1
60	LG221077-0Pv00	E14	7.7	810	2700K	80	15000	Ø45x87	N/A	F	Econ	2

# P45





### Product Features

- 360° light illumination with uniform light distribution and high quality lighting performance
- Extremely high luminous efficiency up to 211lm/W under 2700K
- Reach the highest level of the latest Energy Labelling regulations (  )
- Consumes up to 53% less energy compared with LED lamp
- Extra-long life time to 50,000 hours



220-240V

Eq. Watt (W)	Model No.	Lamp Base	Wattage (W)	Lumen (lm)	Colour Temp.	CRI	Rated Life (hrs)	Dimension (mm)	Dimmable	Energy Label	Series	Photo
<b>360° Illumination</b>												
<b>Dimmable</b>												
40	LG204042/dm-OPv00	E14	4.2	470	2700K	80	15000	Ø45x79	100-10%	E	Smart	1
<b>Non-Dimmable</b>												
15	LG204012-OPv00	E14	1.2	136	2700K	80	15000	Ø45x79	N/A	E	Econ	1
25	LG204021-OPv00	E14	2.1	250	2700K	80	15000	Ø45x79	N/A	E	Econ	1
40	LG204040-OPv00	E14	4	470	2700K	80	15000	Ø45x79	N/A	E	Econ	1
60	LG204068-OPv00	E14	6.8	810	2700K	80	15000	Ø45x79	N/A	E	Econ	1
<b>Filament</b>												
<b>Dimmable</b>												
40	LG9604.2dCS	E14	4.2	470	2700K	80	15000	Ø45x79	100-10%	E	Smart	2
<b>Non-Dimmable</b>												
40	LG232012-CSv00 <b>NEW</b>	E14	1.2	252	2700K	80	50000	Ø45x79	N/A		Pro	3
40	LG232023-CSv00 <b>NEW</b>	E14	2.3	485	2700K	80	50000	Ø45x79	N/A		Pro	3
25	LG9602.1CS	E14	2.1	250	2700K	80	15000	Ø45x79	N/A	E	Econ	2
40	LG9604CS	E14	4	470	2700K	80	15000	Ø45x79	N/A	E	Econ	2
60	LG232059-CSv00	E14	5.9	810	2700K	80	15000	Ø45x79	N/A	D	Econ	3

# CANDLE



## Product Features

- Perfect LED replacement for halogen lamps incandescent lamps in applications where the faithful colour reproduction associated with natural light is crucial
- Dim to Warm technology allow dimming control by dimmer and normal ON/OFF switch respectively
- Offers perfect linear dimming which is compatible with most popular EU dimmer
- Options of RichColour (CRI ≥ 97) in dimmable versions available to maximize colour richness
- Ideal for decorative fixtures with filament design
- High efficacy of up to 128lm/W
- Up to 89% instant energy savings compared to traditional light bulbs
- Long lifetime up to 25,000 hours




220-240V

Eq. Watt (W)	Model No.	Lamp Base	Wattage (W)	Lumen (lm)	Colour Temp.	CRI	Rated Life (hrs)	Dimension (mm)	Dimmable	Energy Label	Series	Photo
Standard Bulb												
Dim To Warm												
25	LC0402.9wR9	E14	2.9	250	2700K-1800K	Ra90	25000	Ø35x100	100-5%	F	Smart	1
40	LC0404.5wR9	E14	5.5	470	2700K-1800K	Ra90	25000	Ø35x100	100-5%	F	Smart	1
U-DIM™												
40	LC0405.5dru	E14	5.5	470	2700K	Ra97	25000	Ø35x100	100-10%	F	Pro	1
Dimmable												
25	LC0402.9d	E14	2.9	250	2700K	80	25000	Ø35x100	100-10%	F	Smart	1
40	LC0405.5d	E14	5.5	470	2700K	80	25000	Ø35x100	100-10%	F	Smart	1
Non-Dimmable												
15	LC0401.6	E14	1.6	136	2700K	80	15000	Ø35x100	N/A	F	Econ	1
25	LC0402.9	E14	2.9	250	2700K	80	15000	Ø35x100	N/A	F	Econ	1
40	LC0404.9	E14	4.9	470	2700K	80	15000	Ø35x100	N/A	F	Econ	1
60	LC206077-0Pv00	E14	7.7	810	2700K	80	15000	Ø38x113	N/A	F	Econ	2

# CANDLE





## Product Features

- 360° light illumination with uniform light distribution and high quality lighting performance
- Extremely high luminous efficiency up to 211lm/W under 2700K
- Reach the highest level of the latest Energy Labelling regulations (  )
- Consumes up to 53% less energy compared with LED lamp
- Extra-long life time to 50,000 hours

220-240V



Eq. Watt (W)	Model No.	Lamp Base	Wattage (W)	Lumen (lm)	Colour Temp.	CRI	Rated Life (hrs)	Dimension (mm)	Dimmable	Energy Label	Series	Photo
360° Illumination												
Dimmable												
40	LC200042/dm/OPv00	E14	4.2	470	2700K	80	15000	Ø35x97	100-10%	E	Smart	1
Non-Dimmable												
25	LC200021-OPv00	E14	2.1	250	2700K	80	15000	Ø35x97	N/A	E	Econ	1
40	LC200040-OPv00	E14	4	470	2700K	80	15000	Ø35x97	N/A	E	Econ	1
60	LC200068-OPv00	E14	6.8	810	2700K	80	15000	Ø35x97	N/A	E	Econ	1
Filament												
Dimmable												
40	LC1404.2dCS	E14	4.2	470	2700K	80	15000	Ø35x97	100-10%	E	Smart	2
Non-Dimmable												
40	LC208012-CSv00 <b>NEW</b>	E14	1.2	252	2700K	80	50000	Ø35x97	N/A		Pro	4
40	LC208023-CSv00 <b>NEW</b>	E14	2.3	485	2700K	80	50000	Ø35x97	N/A		Pro	4
25	LC1402.1CS	E14	2.1	250	2700K	80	15000	Ø35x97	N/A	E	Econ	2
40	LC1404CS	E14	4	470	2700K	80	15000	Ø35x97	N/A	E	Econ	2
40	LC1404TP	E14	4	470	2700K	80	15000	Ø35x123	N/A	E	Econ	3
60	LC208059-CSv00	E14	5.9	810	2700K	80	15000	Ø35x97	N/A	D	Econ	4

# GLOBE



### Product Features

- Perfect LED replacement for halogen lamp in applications
- Offers perfect linear dimming which is compatible with most popular EU dimmer
- Uniformity of light distribution and high quality lighting performance
- High efficacy over 111lm/W
- Up to 90% instant energy savings compared to traditional light bulbs



220-240V

Eq. Watt (W)	Model No.	Lamp Base	Wattage (W)	Lumen (lm)	Colour Temp.	CRI	Rated Life (hrs)	Dimension (mm)	Dimmable	Energy Label	Series	Photo
--------------	-----------	-----------	-------------	------------	--------------	-----	------------------	----------------	----------	--------------	--------	-------

Standard Globe

Dimmable

75	LG285095/dm-OPv00 <b>NEW</b>	E27	9.5	1055	2700K	80	15000	Ø95x137	100-10%	E	Econ	1
100	LG285135/dm-OPv00 <b>NEW</b>	E27	13.5	1521	2700K	80	15000	Ø95x137	100-10%	E	Econ	1
75	LG286095/dm-OPv00 <b>NEW</b>	E27	9.5	1055	2700K	80	15000	Ø120X159	100-10%	E	Econ	2
100	LG286135/dm-OPv00 <b>NEW</b>	E27	13.5	1521	2700K	80	15000	Ø120X159	100-10%	E	Econ	2
114	LG286160/dm-OPv00 <b>NEW</b>	E27	16	1800	2700K	80	15000	Ø120X159	100-10%	E	Econ	2


Non-Dimmable

60	LG285070-OPv00 <b>NEW</b>	E27	7	810	2700K	80	15000	Ø95x137	N/A	E	Econ	1
75	LG285095-OPv00 <b>NEW</b>	E27	9.5	1055	2700K	80	15000	Ø95x137	N/A	E	Econ	1
100	LG285135-OPv00 <b>NEW</b>	E27	13.5	1521	2700K	80	15000	Ø95x137	N/A	E	Econ	1
75	LG286095-OPv00 <b>NEW</b>	E27	9.5	1055	2700K	80	15000	Ø120X159	N/A	E	Econ	2
100	LG286135-OPv00 <b>NEW</b>	E27	13.5	1521	2700K	80	15000	Ø120X159	N/A	E	Econ	2
114	LG286160-OPv00 <b>NEW</b>	E27	16	1800	2700K	80	15000	Ø120X159	N/A	E	Econ	2

# GLOBE





### Product Features

- 360° light illumination with uniform light distribution and high quality lighting performance
- Extremely high luminous efficiency up to 211lm/W under 2700K
- Reach the highest level of the latest Energy Labelling regulations (  )
- Consumes up to 53% less energy compared with LED lamp
- Extra-long life time to 50,000 hours



220-240V


Eq. Watt (W)	Model No.	Lamp Base	Wattage (W)	Lumen (lm)	Colour Temp.	CRI	Rated Life (hrs)	Dimension (mm)	Dimmable	Energy Label	Series	Photo
<b>360° Illumination</b>												
<b>Dimmable</b>												
75	LG237085/dm-OPv00	E27	8.5	1055	2700K	80	15000	Ø95x137	100-10%	E	Smart	1
100	LG237110/dm-OPv00	E27	11	1521	2700K	80	15000	Ø95x137	100-10%	D	Smart	1
75	LG238085/dm-OPv00	E27	8.5	1055	2700K	80	15000	Ø124x172	100-10%	E	Smart	2
100	LG238110/dm-OPv00	E27	11	1521	2700K	80	15000	Ø124x172	100-10%	D	Smart	2
<b>Non-Dimmable</b>												
60	LG237068-OPv00	E27	6.8	810	2700K	80	15000	Ø95x137	N/A	E	Econ	1
75	LG237085-OPv00	E27	8.5	1055	2700K	80	15000	Ø95x137	N/A	E	Econ	1
100	LG237110-OPv00	E27	11	1521	2700K	80	15000	Ø95x137	N/A	D	Econ	1
75	LG238088-OPv00	E27	8.5	1055	2700K	80	15000	Ø124x172	N/A	E	Econ	2
100	LG238110-OPv00	E27	11	1521	2700K	80	15000	Ø124x172	N/A	D	Econ	2
<b>Filament</b>												
<b>Dimmable</b>												
60	LG068072/dm-CSv00	E27	7.2	810	2700K	80	15000	Ø95x137	100-10%	E	Smart	4
75	LG068078/dm-CSv00	E27	7.8	1055	2700K	80	15000	Ø95x137	100-10%	D	Smart	4
100	LG068110/dm-CSv00	E27	11	1521	2700K	80	15000	Ø95x137	100-10%	D	Smart	4
75	LG069078/dm-CSv00	E27	7.8	1055	2700K	80	15000	Ø124x172	100-10%	D	Smart	5
100	LG069110/dm-CSv00	E27	11	1521	2700K	80	15000	Ø124x172	100-10%	D	Smart	5
<b>Non-Dimmable</b>												
40	LG263023-CSv00 <b>NEW</b>	E27	2.3	485	2700K	80	50000	Ø95x137	N/A		Pro	3
60	LG06804CS <b>NEW</b>	E27	4	840	2700K	80	50000	Ø95x137	N/A		Pro	4



# ST64





### Product Features

- Perfectly designed as replacement for incandescent lamps which deliver a warm and cosy atmosphere by clear filament lamps
- Offers perfect linear dimming which is compatible with most popular EU dimmer
- 360° light illumination with uniform light distribution and high quality lighting performance
- Extremely high luminous efficiency up to 211lm/W under 2700K
- Reach the highest level of the latest Energy Labelling regulations (  )
- Consumes up to 53% less energy compared with LED lamp
- Extra-long life time to 50,000 hours



220-240V

Eq.Watt (W)	Model No.	Lamp Base	Wattage (W)	Lumen (lm)	Colour Temp.	CRI	Rated Life (hrs)	Dimension (mm)	Dimmable	Energy Label	Series	Photo
Filament												
Dimmable												
40	LG225042/dm-CSv00	E27	4.2	470	2700K	80	15000	Ø64x140	100-10%	E	Smart	1
60	LG226072/dm-CSv00	E27	7.2	810	2700K	80	15000	Ø64x140	100-10%	E	Smart	2
Non-Dimmable												
40	LG225023-CSv00 <b>NEW</b>	E27	2.3	485	2700K	80	50000	Ø64x140	N/A		Pro	1
60	LG226040-CSv00 <b>NEW</b>	E27	4	840	2700K	80	50000	Ø64x140	N/A		Pro	2

# GX53



### Product Features

- MEGAMAN® LED GX53 provides an integral LED solution for narrow surface mounted luminaries and recessed fittings of general and ambient lightings
- Compact dimension with low profile design
- Both dimmable and non-dim version are available
- Even light distribution and soft lighting
- High efficacy of up to 106lm/W



220-240V

Model No.	Lamp Base	Wattage (W)	Lumen (lm)	Colour Temp.	CRI	Dimension (mm)	Rated Life (hrs)	Dimmable	Energy Label	Series
<b>Dimmable</b>										
LR209049/dm-OPv00-ND	GX53	4.9	480	2700K	80	Ø75x24	25000	100-10%	F	Smart
<b>Non-Dimmable</b>										
LR209032-OPv00-ND	GX53	3.2	300	2700K	80	Ø75x24	15000	N/A	F	Econ
LR209049-OPv00-ND	GX53	4.9	520	2700K	80	Ø75x24	15000	N/A	F	Econ
LR209070-OPv00-ND	GX53	7	700	2700K	80	Ø75x24	15000	N/A	F	Econ

# T-LAMP



### Product Features

- MEGAMAN® LED T-lamp delivers the same light output as its 40W incandescent counterpart, but consumes at least far less energy, allowing this series to be the ideal light source for domestic refrigerators and for general decorative purposes
- Dimmable and non-dim version available
- Even light distribution and soft lighting

220-240V

DC12V



Input	Eq. Watt (W)	Model No.	Lamp Base	Wattage (W)	Lumen (lm)	Colour Temp.	CRI	Rated Life (hrs)	Dimension (mm)	Dimmable	Energy Label	Series	Photo
<b>Standard Bulb</b>													
<b>Dimmable</b>													
220-240V	11	LG271020/dm-OPv00	E14	2.0	100	2700K	80	25000	Ø25x59	100-10%	G	Smart	1
<b>Non-Dimmable</b>													
220-240V	5	LG234006-OPv00	E14	0.6	50	2700K	80	15000	Ø25x50	N/A	G	Econ	2
DC12V	10	LG234010-OPv00+DC012	E14	1.0	90	2700K	80	15000	Ø25x50	N/A	F	Econ	2
220-240V	10	LG234011-OPv00	E14	1.1	90	2700K	80	15000	Ø25x50	N/A	G	Econ	2
220-240V	15	LG234016-OPv00	E14	1.6	136	2700K	80	15000	Ø25x50	N/A	F	Econ	2
220-240V	20	LG271021-OPv00	E14	2.1	200	2700K	80	15000	Ø25x59	N/A	F	Econ	1
<b>Filament</b>													
<b>Non-Dimmable</b>													
220-240V	11	LG235011-CSv00	E14	1.1	100	2200K	80	15000	Ø25x57	N/A	F	Econ	3
220-240V	25	LG236021-CSv00	E14	2.1	250	2700K	80	15000	Ø25x85	N/A	E	Econ	4
220-240V	40	LG236040-CSv00	E14	4	470	2700K	80	15000	Ø25x85	N/A	E	Econ	4

# LILIPUT



### Product Features

- Perfect LED replacement for halogen lamps in applications where the faithful colour reproduction associated with natural light is crucial
- Compact in size, with a diameter of only 38mm
- High lumen output of up to 1521lm
- Up to 88% instant energy savings compared to traditional light bulbs



220-240V

Eq. Watt (W)	Model No.	Lamp Base	Wattage (W)	Lumen (lm)	Colour Temp.	CRI	Diameter (mm)	Rated Life (hrs)	Energy Label	Photo
Non-Dimmable										
40	LG269049-0Pv00	E27	4.9	470	2700K	80	Ø38x116	15000	F	1
48	LG269066-0Pv00	E27	6.6	600	2700K	80	Ø38x116	15000	F	1
60	LG269088-0Pv00	E27	8.8	810	2700K	80	Ø38x116	15000	F	1
75	LG270105-0Pv00	E27	10.5	1055	2700K	80	Ø45x138	15000	F	2
100	LG270138-0Pv00	E27	13.8	1521	2700K	80	Ø45x138	15000	E	2

# T100, T120



### Product Features

- High luminous efficacy up to 125lm/W which offers instant energy savings of up to 86% compared to traditional lamps
- High lumen output up to 4000lm
- Work with both AC and DC input (DC-Emergency-Systems)
- Flicker free  $\leq 3\%$  provides maximum visual comfort



220-240V

Input	Eq. Watt (W)	Model No.	Lamp Base	Wattage (W)	Lumen (lm)	Colour Temp.	CRI	Rated Life (hrs)	Dimension (mm)	Energy Label	Series	Photo
Non-Dimmable												
220-240V	170 [3000K/4000K/6500K]	LG276240-0Pv00	E27	24.0	2850 [3000K] 3000 [4000K] 3000 [6500K]	3000K/4000K/6500K	80	15000	Ø100x157	E	Econ	1

220-240V

Input	Eq. Watt (W)	Model No.	Lamp Base	Wattage (W)	Lumen (lm)	Colour Temp.	CRI	Rated Life (hrs)	Dimension (mm)	Energy Label	Series	Photo
Non-Dimmable												
220-240V	200 [3000K/4000K/6500K]	LG277340-0Pv00	E27	34.0	3800 [3000K] 4000 [4000K] 4000 [6500K]	3000K/4000K/6500K	80	15000	Ø118x178	E	Econ	2

G4



**Product Features**

- MEGAMAN® LED G4 utilizes advanced sub-miniature LED technology, which gives the series same sparkling effects and form as halogen G4, making it an ideal energy saving alternative to the halogen G4
- The size is best fit into intricate or compact luminaires or chandeliers, creating the desired atmosphere instantly
- High efficacy of up to 106 lm/W



AC12V

Model No.	Lamp Base	Wattage (W)	Lumen (lm)	Colour Temp.	CRI	Rated Life (hrs)	Dimension (mm)	Energy Label	Series	Photo
Non-Dimmable										
EU203010-CSv00	G4	1.0	100	2700K	80	15000	Ø10x34	F	Econ	1
EU204017-CSv00	G4	1.7	180	2700K	80	15000	Ø10x40	F	Econ	2

G9



**Product Features**

- MEGAMAN® LED G9 is the easy retrofit to halogen G9 with its highly luminous efficacy and dimmable option
- Dimmable and non-dimmable version available
- High efficacy of up to 150 lm/W
- Long lifetime up to 25,000 hours



220-240V

Model No.	Lamp Base	Wattage (W)	Lumen (lm)	Colour Temp.	CRI	Rated Life (hrs)	Dimension (mm)	Dimmable	Energy Label	Series	Photo
<b>Dimmable</b>											
LU200025/dm-OPv00	GU9	2.5	280	2700K	80	25000	Ø18x55	100-10%	E	Smart	1
LU207025/dm-OPv00	GU9	2.5	300	2700K	80	25000	Ø18x56	100-10%	E	Smart	2
LU207030/dm-OPv00	GU9	3	400	2700K	80	25000	Ø18x56	100-10%	E	Smart	2
LU207030/dm-CSv00	GU9	3	450	2700K	80	25000	Ø18x56	100-10%	D	Smart	3
<b>Non-Dimmable</b>											
LU203020-OPv00	GU9	2	170	2700K	80	15000	Ø12x48	N/A	F	Econ	4
LU204021-CSv00	GU9	2.1	180	2700K	80	15000	Ø19x43	N/A	F	Econ	5

# CROWN SILVER



### Product Features

- MEGAMAN® LED Crown Silver with the unique silver-plated crown top and clear light bulb finishing
- Crown Silver is best for flawless mirror lighting and decorative lighting with an aesthetic touch, it delivers non-glare lighting just like an incandescent lamp with silver coating
- High efficacy of up to 105 lm/W
- Up to 88% instant energy savings compared to traditional light bulbs

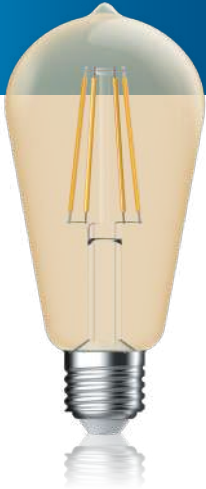


220-240V

Lamp Type	Model No.	Lamp Base	Wattage (W)	Lumen (lm)	Colour Temp.	CRI	Rated Life (hrs)	Dimension (mm)	Dimmable	Energy Label	Series	Photo
<b>Dimmable</b>												
P45	LS200042/dm-CSv00	E14	4.2	380	2700K	80	15000	Ø45x79	100-10%	F	Smart	1
A60	LS201042/dm-CSv00	E27	4.2	380	2700K	80	15000	Ø60x104	100-10%	F	Smart	2
A60	LS202078/dm-CSv00	E27	7.8	860	2700K	80	15000	Ø60x104	100-10%	E	Smart	3
<b>Non-Dimmable</b>												
P45	LS200040-CSv00	E14	4	380	2700K	80	15000	Ø45x79	N/A	F	Econ	1
A60	LS201040-CSv00	E27	4	380	2700K	80	15000	Ø60x104	N/A	F	Econ	2
A60	LS202078-CSv00	E27	7.8	860	2700K	80	15000	Ø60x104	N/A	E	Econ	3



# GOLDEN FILAMENT



## Product Features

- Golden Filament (2000K/2500K) offers a ultra-warm and cosy atmosphere
- Offers perfect linear dimming which is compatible with most popular EU dimmer
- 360° light illumination with uniform light distribution and high quality lighting performance
- Ideal for decorative fixtures with filament design
- Up to 91% instant energy savings compared to traditional light bulbs

220-240V





Type	Model No.	Lamp Base	Wattage (W)	Lumen (lm)	Colour Temp.	CRI	Rated Life (hrs)	Dimension (mm)	Dimmable	Energy Label	Series	Photo
<b>Dimmable</b>												
Candle	LC212042/dm-GDv00	E14	4.2	400	2500K	80	15000	Ø35x97	100-10%	F	Smart	1
P45	LG266042/dm-GDv00	E14	4.2	400	2500K	80	15000	Ø45x79	100-10%	F	Smart	2
A60	LG265042/dm-GDv00	E27	4.2	400	2500K	80	15000	Ø60x104	100-10%	F	Smart	3
A60	LG230072/dm-GDv00	E27	7.2	660	2500K	80	15000	Ø60x104	100-10%	F	Smart	4
G95	LG263042/dm-GDv00	E27	4.2	400	2500K	80	15000	Ø95x137	100-10%	F	Smart	5
G120	LG264042/dm-GDv00	E27	4.2	400	2500K	80	15000	Ø124x172	100-10%	F	Smart	6
ST64	LG262042/dm-GDv00	E27	4.2	400	2500K	80	15000	Ø64x140	100-10%	F	Smart	7
ST64	LG227072/dm-GDv00	E27	7.2	660	2500K	80	15000	Ø64x140	100-10%	F	Smart	8

220-240V



Type	Model No.	Lamp Base	Wattage (W)	Lumen (lm)	Colour Temp.	CRI	Rated Life (hrs)	Dimension (mm)	Dimmable	Energy Label	Series	Photo
<b>Non-Dimmable</b>												
Candle	LC207012-GDv00	E14	1.2	100	2000K	80	15000	Ø35x97	N/A	G	Econ	1
P45	LG222012-GDv00	E14	1.2	100	2000K	80	15000	Ø45x79	N/A	G	Econ	2
A60	LG230021-GDv00	E27	2.1	200	2000K	80	15000	Ø60x104	N/A	G	Econ	3
G95	LG6802.1GD	E27	2.1	200	2000K	80	15000	Ø95x137	N/A	G	Econ	4
G120	LG6902.1GD	E27	2.1	200	2000K	80	15000	Ø124x172	N/A	G	Econ	5
ST64	LG227021-GDv00	E27	2.1	200	2000K	80	15000	Ø64x140	N/A	G	Econ	6

# GOLDEN FILAMENT SPIRAL



220-240V

Lamp Type	Model No.	Lamp Base	Wattage (W)	Lumen (lm)	Colour Temp.	CRI	Rated Life (hrs)	Dimension (mm)	Dimmable	Energy Label	Series	Photo
Non-Dimmable												
A60	LG272028-GDv00	E27	2.8	250	2500K	80	15000	Ø60x104	N/A	F	Econ	1
A60	LG272055-GDv00	E27	5.5	500	2500K	80	15000	Ø60x104	N/A	F	Econ	1
G95	LG274028-GDv00	E27	2.8	250	2500K	80	15000	Ø95x137	N/A	F	Econ	2
G95	LG274055-GDv00	E27	5.5	500	2500K	80	15000	Ø95x137	N/A	F	Econ	2
G120	LG275028-GDv00	E27	2.8	250	2500K	80	15000	Ø124x172	N/A	F	Econ	3
G120	LG275055-GDv00	E27	5.5	500	2500K	80	15000	Ø124x172	N/A	F	Econ	3
ST64	LG273028-GDv00	E27	2.8	250	2500K	80	15000	Ø64x140	N/A	F	Econ	4
ST64	LG273055-GDv00	E27	5.5	500	2500K	80	15000	Ø64x140	N/A	F	Econ	4

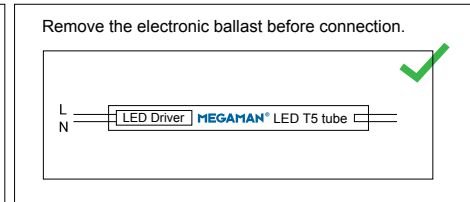
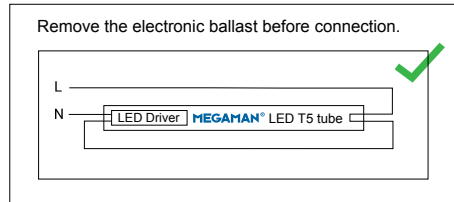
# LED T5 TUBE



## Product Features

- Perfect replacement of existing T5 fluorescent lamps operating on AC mains power connection without any energy loss from the electronic ballast
- High efficacy up to 150lm/W
- Extra-long lifetime of up to 50 000 hours
- Wide voltage operation AC/DC 186V to 260V
- Shatterproof versions available with special PET coating

## SINGLE ENDED INPUT

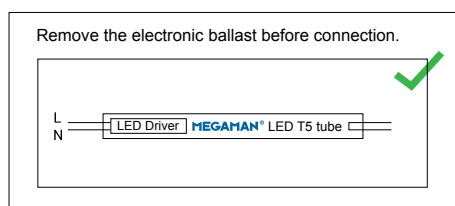
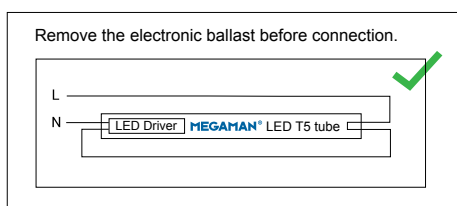


220-240V

AC/DC Input

Model No.	Lamp Base	Wattage (W)	Lumen (lm)	Lumen Efficacy (lm/W)	Colour Temp. (CRI)	CRI	Rated Life (hrs)	Dimension (mm)	Power Factor (λ)	Energy Label	Series
LT201075/ac-06v00	G5	7.5	1000/1100/1100	133/147/147	3000/4000/6500K	80	50000	Ø18x563	>0.9	E/D/D	Smart
LT201160/ac-12v00	G5	16	2200/2400/2400	138/150/150	3000/4000/6500K	80	50000	Ø18x1163	>0.9	D/D/D	Smart
LT201260/ac-12v00	G5	26	3600/3900/3900	138/150/150	3000/4000/6500K	80	50000	Ø18x1163	>0.9	D/D/D	Smart
LT201260/ac-15v00	G5	26	3600/3900/3900	138/150/150	3000/4000/6500K	80	50000	Ø18x1463	>0.9	D/D/D	Smart
LT201340/ac-15v00	G5	34	4600/5100/5100	138/150/150	3000/4000/6500K	80	50000	Ø18x1463	>0.9	D/D/D	Smart

## Compatible With Emergency Module



# LED T5 TUBE



## Product Features

- Perfect replacement of existing T5 fluorescent lamps on electronic ballast installations without rewiring
- Compatible with large number of electronic ballast in the market
- High efficacy of up to 153 lm/W
- Extra-long lifetime of 50,000 hours
- Low Flickering Ratio ≤ 8%
- IEC 62776 compliance (Double-capped LED lamps designed to retrofit linear fluorescent lamps – Safety Specification)

## Electronic Ballast

Eq. Watt (W)	Model No.	Lamp Base	Wattage (W)	Lumen (lm)	Lumen Efficacy (lm/W)	Colour Temp. (CRI)	Rated Life (hrs)	Dimension (mm)	Power Factor (λ)	Energy Label	Series
14	LT201075/eb-06v00	G5	7.5	1000/1100/1100	133/147/147	3000K/4000K/6500K	50000	Ø18x563	>0.9	E/D/D	Smart
28	LT201160/eb-12v00	G5	16	2200/2400/2400	138/150/150	3000K/4000K/6500K	50000	Ø18x1163	>0.9	E/D/D	Smart
54	LT201260/eb-12v00	G5	26	3600/3900/3900	138/150/150	3000K/4000K/6500K	50000	Ø18x1163	>0.9	E/D/D	Smart
35	LT201190/eb-15v00	G5	19	2650/2900/2900	139/153/153	3000K/4000K/6500K	50000	Ø18x1463	>0.9	E/D/D	Smart
49	LT201260/eb-15v00	G5	26	3600/3900/3900	138/150/150	3000K/4000K/6500K	50000	Ø18x1463	>0.9	E/D/D	Smart
80	LT201370/eb-15v00	G5	37	5100/5600/5600	138/151/151	3000K/4000K/6500K	50000	Ø18x1463	>0.9	E/D/D	Smart

\* Please refer to page 68 to 69 for the compatibility list.

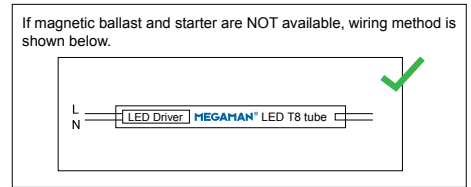
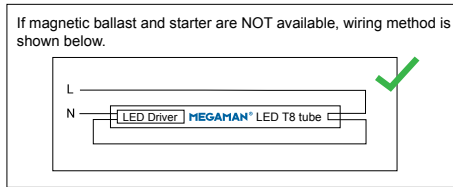
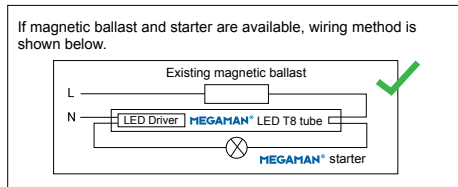
# LED T8 TUBE



## Product Features

- Smooth appearance and even light distribution achieved by wide exit window
- Quick and simple retrofit replacement of existing T8 fluorescent lamps on magnetic ballast installations without rewiring
- High efficacy up to 185lm/W
- Up to Energy Class B
- Instant and significant energy savings
- Extra-long lifetime up to 75,000 hours
- Wide voltage operation AC/DC 186V to 260V
- Shatterproof versions available with special PET coating

### SINGLE ENDED INPUT



<b>220-240V</b>	<b>AC/DC Input</b>	<b>Magnetic Ballast Compatible</b>
-----------------	--------------------	------------------------------------

Model No.	Lamp Base	Wattage (W)	Lumen (lm)	Lumen Efficacy (lm/W)	Colour Temp.	CRI	Rated Life (hrs)	Dimension (mm)	Energy Label	Power Factor (λ)	Series
<b>Professional series : 185lm/W, Class B</b>											
LT205062/mb-06v06 <b>NEW</b>	G13	6.2	1150/1150	185/185	4000K/6500K	80	75000	Ø28x603		≥ 0.5	Pro
LT205062/mb-06v04 <b>NEW</b>	G13	6.2	1150/1150	185/185	4000K/6500K	80	75000	Ø28x603		≥ 0.9	Pro
LT205135/mb-12v06 <b>NEW</b>	G13	13.5	2500/2500	185/185	4000K/6500K	80	75000	Ø28x1212		≥ 0.5	Pro
LT205135/mb-12v04 <b>NEW</b>	G13	13.5	2500/2500	185/185	4000K/6500K	80	75000	Ø28x1212		≥ 0.9	Pro
LT205200/mb-15v06 <b>NEW</b>	G13	20	3700/3700	185/185	4000K/6500K	80	75000	Ø28x1513		≥ 0.5	Pro
LT205200/mb-15v04 <b>NEW</b>	G13	20	3700/3700	185/185	4000K/6500K	80	75000	Ø28x1513		≥ 0.9	Pro
LT205220/mb-18v06 <b>NEW</b>	G13	22	4100/4100	186/186	4000K/6500K	80	75000	Ø28x1779		≥ 0.5	Pro
LT205220/mb-18v04 <b>NEW</b>	G13	22	4100/4100	186/186	4000K/6500K	80	75000	Ø28x1779		≥ 0.9	Pro

# LED T8 TUBE



220-240V

AC/DC Input

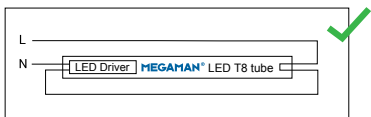
Magnetic Ballast Compatible

Model No.	Lamp Base	Wattage (W)	Lumen (lm)	Lumen Efficacy (lm/W)	Colour Temp.	CRI	Rated Life (hrs)	Dimension (mm)	Energy Label	Power Factor (λ)	Series
<b>Smart series : ≥150lm/W, Class D</b>											
LT205065/mb-06v05 <b>NEW</b>	G13	6.5	900/1000/1000	138/154/154	3000/4000K/6500K	80	50000	Ø28x603	D	≥ 0.5	Smart
LT205065/mb-06v01 <b>NEW</b>	G13	6.5	900/1000/1000	138/154/154	3000/4000K/6500K	80	50000	Ø28x603	D	≥ 0.9	Smart
LT205105/mb-09v05 <b>NEW</b>	G13	10.5	1450/1600/1600	138/152/152	3000/4000K/6500K	80	50000	Ø28x908	D	≥ 0.5	Smart
LT205105/mb-09v01 <b>NEW</b>	G13	10.5	1450/1600/1600	138/152/152	3000/4000K/6500K	80	50000	Ø28x908	D	≥ 0.9	Smart
LT205160/mb-12v05 <b>NEW</b>	G13	16	2200/2400/2400	138/150/150	3000/4000K/6500K	80	50000	Ø28x1212	D	≥ 0.5	Smart
LT205160/mb-12v01 <b>NEW</b>	G13	16	2200/2400/2400	138/150/150	3000/4000K/6500K	80	50000	Ø28x1212	D	≥ 0.9	Smart
LT205240/mb-15v05 <b>NEW</b>	G13	24	3300/3600/3600	138/150/150	3000/4000K/6500K	80	50000	Ø28x1513	D	≥ 0.5	Smart
LT205240/mb-15v01 <b>NEW</b>	G13	24	3300/3600/3600	138/150/150	3000/4000K/6500K	80	50000	Ø28x1513	D	≥ 0.9	Smart
LT205245/mb-18v05 <b>NEW</b>	G13	24.5	3500/3800/3800	143/155/155	3000/4000K/6500K	80	50000	Ø28x1779	D	≥ 0.5	Smart
LT205245/mb-18v01 <b>NEW</b>	G13	24.5	3500/3800/3800	143/155/155	3000/4000K/6500K	80	50000	Ø28x1779	D	≥ 0.9	Smart
<b>Econ series : ≥123lm/W, Class E</b>											
LT205090/mb-06v03 <b>NEW</b>	G13	9	1000/1150/1150	111/128/128	3000/4000K/6500K	80	30000	Ø28x603	E	≥ 0.5	Econ
LT205090/mb-06v00 <b>NEW</b>	G13	9	1000/1150/1150	111/128/128	3000/4000K/6500K	80	30000	Ø28x603	E	≥ 0.9	Econ
LT205125/mb-09v03 <b>NEW</b>	G13	12.5	1450/1600/1600	116/128/128	3000/4000K/6500K	80	30000	Ø28x908	E	≥ 0.5	Econ
LT205125/mb-09v00 <b>NEW</b>	G13	12.5	1450/1600/1600	116/128/128	3000/4000K/6500K	80	30000	Ø28x908	E	≥ 0.9	Econ
LT205160/mb-12v03 <b>NEW</b>	G13	16	1850/2000/2000	116/125/125	3000/4000K/6500K	80	30000	Ø28x1212	E	≥ 0.5	Econ
LT205160/mb-12v00 <b>NEW</b>	G13	16	1850/2000/2000	116/125/125	3000/4000K/6500K	80	30000	Ø28x1212	E	≥ 0.9	Econ
LT205220/mb-15v03 <b>NEW</b>	G13	22	2500/2700/2700	114/123/123	3000/4000K/6500K	80	30000	Ø28x1513	E	≥ 0.5	Econ
LT205220/mb-15v00 <b>NEW</b>	G13	22	2500/2700/2700	114/123/123	3000/4000K/6500K	80	30000	Ø28x1513	E	≥ 0.9	Econ
LT205245/mb-18v03 <b>NEW</b>	G13	24.5	2900/3100/3100	118/126/126	3000/4000K/6500K	80	30000	Ø28x1779	E	≥ 0.5	Econ
LT205245/mb-18v00 <b>NEW</b>	G13	24.5	2900/3100/3100	118/126/126	3000/4000K/6500K	80	30000	Ø28x1779	E	≥ 0.9	Econ

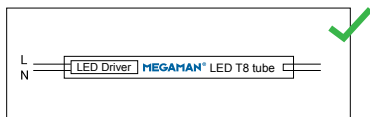
## Compatible With Emergency Module



If magnetic ballast and starter are NOT available, wiring method is shown below.



If magnetic ballast and starter are NOT available, wiring method is shown below.



LA11190  
LA11193 (Self-Test)





LA11199  
LA11200 (Self-Test)



\* GTM range also available, please refer to page 67.

# LED T8 TUBE

## Microwave Motion Sensor

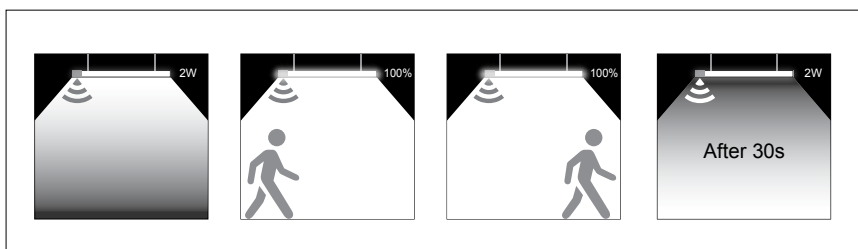
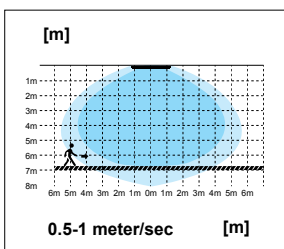


### Product Features

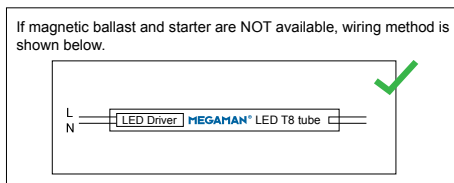
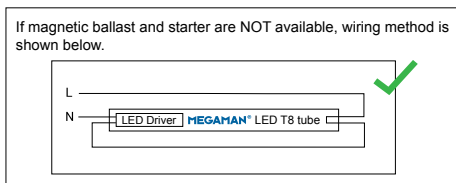
- Automatically dimmed from 100% to 2W light output
- Motion detection radius up to five meters
- Excellent energy-savings thanks to the use of an intelligent microwave motion sensor
- Quick and simple retrofit replacement of existing T8 fluorescent lamps on magnetic ballast installations without rewiring
- High efficacy up to 150lm/W
- Stays on for 30 seconds after movement is detected
- Energy Class D
- Extra-long lifetime up to 50,000 hours
- Wide voltage operation AC/DC 186V to 260V
- Shatterproof versions available with special PET coating

220-240V AC/DC Input Magnetic Ballast Compatible

Model No.	Lamp Base	Wattage (W)	Lumen (lm)	Lumen Efficacy (lm/W)	Colour Temp.	CRI	Rated Life (hrs)	Dimension (mm)	Energy Label	Power Factor (λ)	Series
LT205060/mb/ms-06v03 <b>NEW</b>	G13	6.5	810/900/900	135/150/150	3000/4000/6500K	80	50000	Ø28x603	D	≥ 0.5	Smart
LT205060/mb/ms-06v01 <b>NEW</b>	G13	6.5	810/900/900	135/150/150	3000/4000/6500K	80	50000	Ø28x603	D	≥ 0.9	Smart
LT205120/mb/ms-12v03 <b>NEW</b>	G13	12	1620/1800/1800	135/150/150	3000/4000/6500K	80	50000	Ø28x1212	D	≥ 0.5	Smart
LT205120/mb/ms-12v01 <b>NEW</b>	G13	12	1620/1800/1800	135/150/150	3000/4000/6500K	80	50000	Ø28x1212	D	≥ 0.9	Smart
LT205180/mb/ms-15v03 <b>NEW</b>	G13	18	2500/2700/2700	139/150/150	3000/4000/6500K	80	50000	Ø28x1513	D	≥ 0.5	Smart
LT205180/mb/ms-15v01 <b>NEW</b>	G13	18	2500/2700/2700	139/150/150	3000/4000/6500K	80	50000	Ø28x1513	D	≥ 0.9	Smart
LT205200/mb/ms-18v03 <b>NEW</b>	G13	20	2900/3100/3100	145/155/155	3000/4000/6500K	80	50000	Ø28x1513	D	≥ 0.5	Smart
LT205200/mb/ms-18v01 <b>NEW</b>	G13	20	2900/3100/3100	145/155/155	3000/4000/6500K	80	50000	Ø28x1513	D	≥ 0.9	Smart



### Compatible With Emergency Module



# LED PLUG-IN TUBE



### Product Features

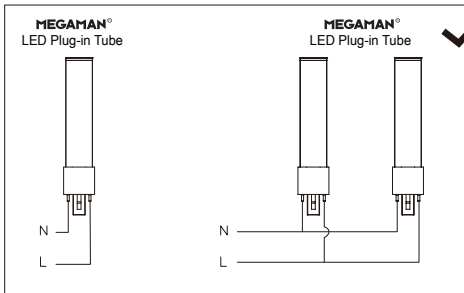
- Easy plug-and-play installation without any additional wiring
- Direct retrofit replacement of existing compact fluorescent lamps
- Durable polycarbonate construction
- No toxic chemicals such as mercury which could be released with broken fluorescent lamps
- Energy Class D
- Life time up to 30,000 hours
- Flicker free to enhance eye comfort without fatigue



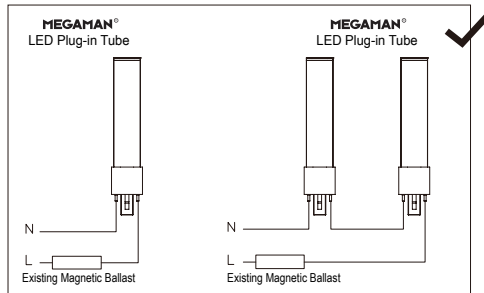
220-240V

Model No.	Lamp Base	Wattage (W)	Lumen (lm)	Lumen Efficacy (lm/W)	Colour Temp.	CRI	Rated Life (hrs)	Diameter (mm)	Energy Label	Series	Photo
Non-Dimmable											
LP202030-0Pv00 <b>NEW</b>	G23	3	410	137	3000K	80	30000	32x21x166	D	Econ	1
LP202040-0Pv00 <b>NEW</b>	G23	4	550	138	3000K	80	30000	32x21x166	D	Econ	1
LP203055-0Pv00 <b>NEW</b>	G23	5.5	760	138	3000K	80	30000	32x21x236	D	Econ	2

### AC MAIN INPUT



### EM/CCG INPUT





# CLUSTERLITE®



MEGAMAN® LED CLUSTERLITE® is specifically designed to replace Mercury tungsten blended lamps and metal halide lamps used in commercial and industrial areas. MEGAMAN® LED CLUSTERLITE® has phenomenal attributes compared to high pressure discharge lamps; including high lumen maintenance, even light distribution, good colour rendering, high colour uniformity, negligible colour shift and excellent energy-savings.

### Product Features

- Quick and simple retrofit replacement of High-Intensity Discharge (HID) lamps on existing EM ballast or mains connection
- Compact tubing design for maximum lumen output
- Extremely high lumen output of up to 11,500 lm
- High efficacy of up to 145lm/W
- Lifetime of up to 50,000 hours
- Passive cooling and active cooling options available
- 4kV surge protection
- Free of harmful UV and radioactive Kr85



**220-240V**  
**4kV SURGE PROTECTION**

Model No.	Lamp Base	Wattage (W)	Luminous Flux (lm)	Colour Temp.	CRI	Rated Life (hrs)	Operating Temperature	Dimension (mm)	Energy Label	Series	Photo
<b>Passive Cooling</b>											
<b>Non-Dimmable</b>											
LH200022-OPv00	E27	22	2800 [2700K] 3000 [4000K]	2700K/4000K	80	45000	-30°C to +60°C	Ø63x196	E [2700K] D [4000K]	Pro	1
LH200029-OPv00	E27	29	4000 [2700K] 4200 [4000K]	2700K/4000K	80	30000	-30°C to +60°C	Ø63x196	D	Pro	1
LH200033-OPv00	E27	33	4800 [2700K] 5300 [4000K]	2700K/4000K	80	30000	-30°C to +60°C	Ø63x217	D	Pro	2
<b>Active Cooling</b>											
<b>Non-Dimmable</b>											
LH201080-OPv00	E27/E40	80	11000 [2700K] 11500 [4000K]	2700K/4000K	80	50000	-30°C to +40°C	Ø80x252 [E27] Ø80x265 [E40]	D	Pro	3

The LED CLUSTERLITE® is not water resistant. The waterproof performance of the lamp would only be attained if the lamp is used with a light fitting with an IP rating of IP44 or above. The ambient temperature inside the fixture must not exceed 60°C, which is equivalent to a minimum volume of 120x360x220(mm). The ambient temperature for LH201080-OPv00 inside the fixture must not exceed 40°C, which is equivalent to a minimum volume of 580x580x400(mm)



# SENSOR LIGHT



### Product Features

- Equipped with an ingenious light sensor, the MEGAMAN® LED Sensor Light automatically lights up in darkness and turns itself off in a bright environment, helping to conserve energy
- Built-in sensors or front & back sensor design
- Automatic detection of surrounding brightness level with high sensitivity and wide range
- High efficacy of up to 165lm/W
- Low Flickering Ratio ≤ 8%

220-240V



Model No.	Lamp Base	Wattage (W)	Lumen (lm)	Colour Temp.	CRI	Rated Life (hrs)	Dimension (mm)	Energy Label	Series	Photo
<b>Standard Bulb</b>										
<b>Non-Dimmable</b>										
LG7104.9r	E27	4.9	470	2700K	80	15000	Ø60x109	F	Smart	1
LG7108.8r	E27	8.8	810	2700K	80	15000	Ø60x109	F	Smart	1
LG7109.7r	E27	9.7	1055	2700K	80	15000	Ø60x109	F	Smart	1
<b>Filament</b>										
<b>Non-Dimmable</b>										
LG6104.2rCS	E27	4.2	470	2700K	80	15000	Ø60x104	E	Smart	2
LG9804.9rCS	E27	4.9	810	2700K	80	15000	Ø60x104	C	Smart	3

# RADAR MOTION SENSOR LAMP



With the combinations of the features of a daylight sensor and motion sensor detector, MEGAMAN® LED Radar Motion Sensor Lamp automatically lights up in darkness only when a person is passing by, continues to light up until the person leaves and turns itself off after a certain period of time.

### Product Features


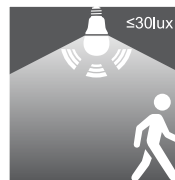
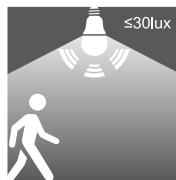
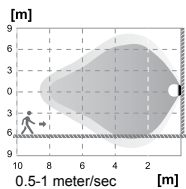
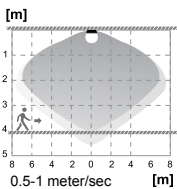
- Excellent energy-savings with the use of an intelligent microwave radar sensor to deactivate the motion sensor during the day and activate motion detection at night
- Automatic adjustment of working status and high sensitivity with a wide distance range. No more hunting for a switch
- Stays on for 60 seconds after movement is detected
- Lifetime of 25,000 hours
- Suitable applications include staircases, hallway, front door, storage room garage, balcony, gate, etc
- Low Flickering Ratio  $\leq 8\%$



220-240V



Model No.	Lamp Base	Wattage (W)	Lumen (lm)	Colour Temp.	CRI	Rated Life (hrs)	Dimension (mm)	Energy Label	Series
<b>Non-Dimmable</b>									
LG279049/ms/sr-0Pv00 <b>NEW</b>	E27	4.9	470	2700K	80	25000	Ø60x109	F	Smart
LG279075/ms/sr-0Pv00 <b>NEW</b>	E27	7.5	810	2700K	80	25000	Ø60x109	F	Smart



# MICROWAVE MOTION SENSOR LAMP



## Product Features

- Provides an automatic stand-by dim function 20% for energy saving purpose
- The bulbs will only turn on when movement is detected which helps to conserve energy by ensuring that lights aren't left on unnecessarily in unoccupied area
- Ideal for workspaces, backyards, and other areas where desire a gentle background light continuously, but full brightness when required
- Stays on for 30 seconds after movement is detected
- Life time up to 25,000 hrs
- Flicker free to enhance eye comfort without fatigue

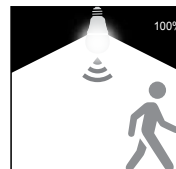
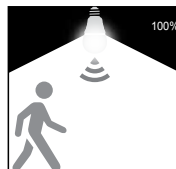
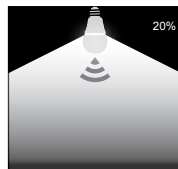
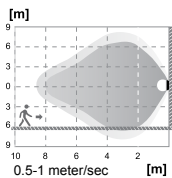
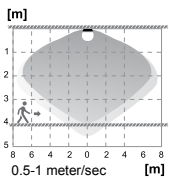


220-240V



Microwave Motion Sensor

Model No.	Lamp Base	Wattage (W)	Lumen (lm)	Colour Temp.	CRI	Rated Life (hrs)	Dimension (mm)	Energy Label	Series
LG279041/ms-OPv00 <b>NEW</b>	E27	4.1	470	2700	80	25000	Ø60x109	F	Smart
LG279070/ms-OPv00 <b>NEW</b>	E27	7	810	2700	80	25000	Ø60x109	F	Smart
LG279085/ms-OPv00 <b>NEW</b>	E27	8.5	1055	2700	80	25000	Ø60x109	F	Smart



# HIGH TEMPERATURE LAMP



LED High Temperature Lamp is designed to withstand high ambient temperature up to 60°C. Compatible with small and enclosed outdoor fixture in high temperature environment.

### Product Features

- Life time of 25,000 hours at 40°C ambient temperature
- Flicker Free ≤3%
- Work with both AC and DC (DC-Emergency-Systems in Germany)



220-240V

-30°C to +60°C

Eq. Watt (W)	Model No.	Lamp Base	Wattage (W)	Lumen (lm)	Colour Temp.	CRI	Rated Life at L70 B50 at Ta40°C (hrs)	Dimension (mm)	Dimmable	Energy Label	Series	Photo
<b>Dimmable</b>												
60	LG7106dv3 <b>NEW</b>	E27	6	810	2700K	80	25000	Ø60x110	100-10%	D	Smart	2
<b>Non-Dimmable</b>												
40	LG7104.5v3	E27	4.5	470	2700K	80	25000	Ø60x109	N/A	F	Smart	1
60	LG7107v3	E27	7	810	2700K	80	25000	Ø60x109	N/A	E	Smart	1



Compatible with small and enclosed outdoor fixture in high temperature environment

# COLD WEATHER LAMP



LED Cold Weather Lamp is specifically designed for the cold temperature conditions in Nordic countries. They can withstand the ambient temperatures down to -40°C.

### Product Features

- No less efficient and no shorten life span in freezing weather
- Light up immediately and give full light in temperature down to -40°C
- Flicker Free  $\leq 3\%$



220-240V

-40°C to +45°C

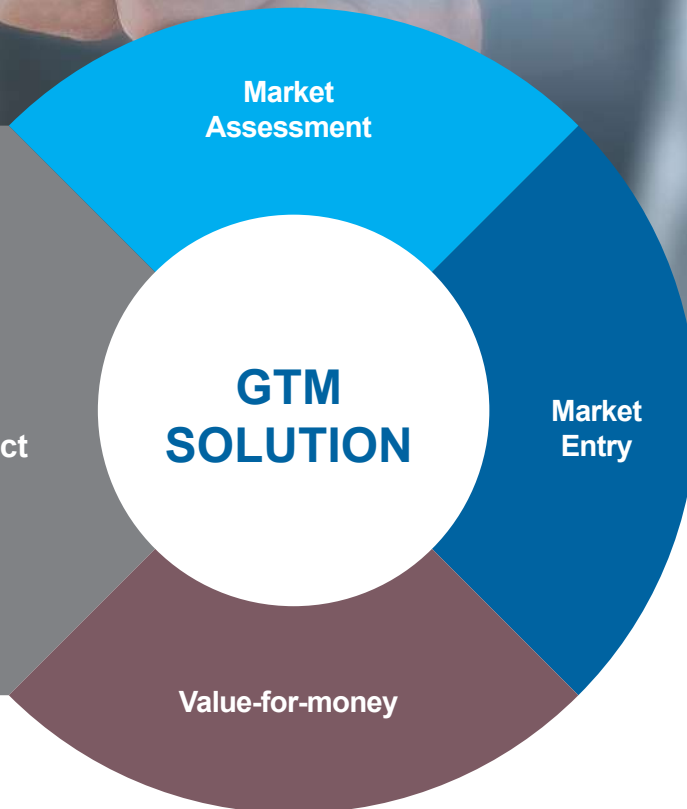
Eq. Watt (W)	Model No.	Lamp Base	Wattage (W)	Lumen (lm)	Colour Temp.	CRI	Rated Life at L70 B50 at Ta40°C (hrs)	Dimension (mm)	Dimmable	Energy Label	Series
Non-Dimmable											
60	LG7108.6v2	E27	8.6	810	2700K	80	15000	Ø60x109	N/A	F	Smart
75	LG7109.6v2	E27	9.6	1055	2700K	80	15000	Ø60x109	N/A	F	Smart

**Value-for-money**  
**Product range**

MEGAMAN®

## Go-to-market

Experience of Go-to-market product range in emerging markets





# GTM RANGE



220-240V

Eq. Watt (W)	Model No.	Lamp Base	Wattage (W)	Lumen (lm)	Colour Temp.	CRI	Rated Life (hrs)	Dimension (mm)	Dimmable	Energy Label	Series	Photo
<b>Non-Dimmable</b>												
<b>P45</b>												
25	LG2602.9v1	E14	2.9	250	2700K	80	15000	Ø45x87	N/A	F	GTM	1
40	LG2604.9v1	E14	4.9	470	2700K	80	15000	Ø45x87	N/A	F	GTM	1
<b>CANDLE</b>												
25	LC0402.9v1	E14	2.9	250	2700K	80	15000	Ø35x108	N/A	F	GTM	2
40	LC0404.9v1	E14	4.9	470	2700K	80	15000	Ø35x108	N/A	F	GTM	2
<b>A60</b>												
40	LG7104.8v1	E27	4.8	470	2700K	80	15000	Ø60x109	N/A	F	GTM	3
60	LG7108.6v1	E27	8.6	810	2700K	80	15000	Ø60x109	N/A	F	GTM	3
75	LG7109.6v1	E27	9.6	1055	2700K	80	15000	Ø60x109	N/A	F	GTM	3
100	LG240132-0Pv00	E27	13.2	1521	2700K	80	15000	Ø60x109	N/A	E	GTM	4



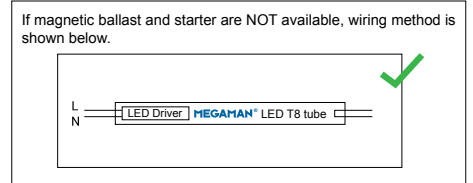
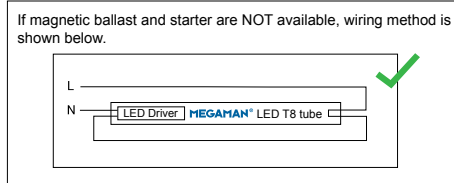
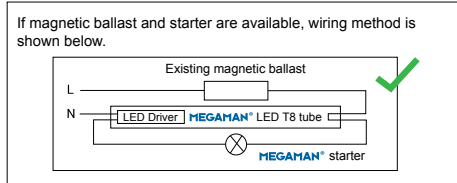
220-240V

Model No.	Wattage (W)	Max. Luminous Intensity (cd)	Beam Angle (°)	Lumen (lm)	Useful Lumen (lm)	Colour Temp.	CRI	Rated Life (hrs)	Dimension (mm)	Dimmable	Energy Label	Series	Photo
<b>Non-Dimmable</b>													
LR222031-HRv00-WF	3.1	560	36	270	230	2700K	80	15000	Ø53x50	N/A	F	GTM	1
LR222047-HRv00-WF	4.7	680	36	360	345	2700K	80	15000	Ø53x50	N/A	F	GTM	1
LR222072-HRv00-WF	7.2	850	36	630	540	2700K	80	15000	Ø53x50	N/A	F	GTM	1

# GTM RANGE

## LED T8 TUBE

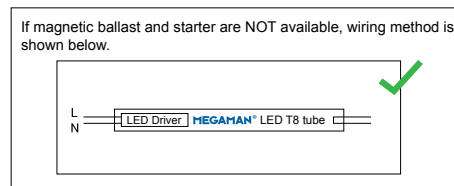
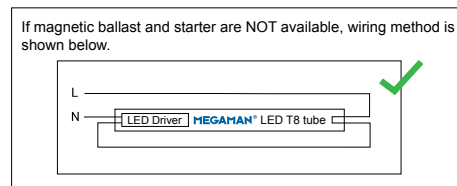
### SINGLE ENDED INPUT



220-240V	AC/DC Input	Magnetic Ballast Compatible

Model No.	Lamp Base	Wattage (W)	Lumen (lm)	Lumen Efficacy (lm/W)	Colour Temp.	CRI	Rated Life (hrs)	Dimension (mm)	Energy Label	Series
LT205090/mb-06v02 <b>NEW</b>	G13	9	810/900/900	90/100/100	3000/4000/6500K	80	15000	Ø28x603	F	GTM
LT205140/mb-09v02 <b>NEW</b>	G13	14	1260/1400/1400	90/100/100	3000/4000/6500K	80	15000	Ø28x908	F	GTM
LT205180/mb-12v02 <b>NEW</b>	G13	18	1620/1800/1800	90/100/100	3000/4000/6500K	80	15000	Ø28x1212	F	GTM
LT205220/mb-15v02 <b>NEW</b>	G13	22	2000/2200/2200	90/100/100	3000/4000/6500K	80	15000	Ø28x1513	F	GTM

## Compatible With Emergency Module



# MEGAMAN® T5 SERIES COMPATIBILITY LIST

## LT201190/eb-15v00 | 1463mm | 19W | 2900lm

Brand	Model No.	Article No. / Ref No. / STK No.	EAN 10	Lamps on ballast	AC (50/60Hz) on HF Ballast Compatible
PHILIPS	HF-R 114-35 TL-5 EII	N/A	N/A	1	Yes
PHILIPS	HF-R 214-35 TL5 E11	N/A	N/A	2	Yes
PHILIPS	HF-S 235 TL5 II	N/A	N/A	2	Yes
OSRAM	QT-FIT5 1X14-35	N/A	N/A	1	Yes
OSRAM	QT-FIT5 2X14-35	N/A	N/A	2	Yes
OSRAM	QTP5 2*14-35	N/A	N/A	2	Yes
TRIDONIC	PC 2x14-35 T5 PRO Ip	N/A	N/A	2	Yes

## LT201260/eb-15v00 | 1463mm | 26W | 3900lm

Brand	Model No.	Article No. / Ref No. / STK No.	EAN 10	Lamps on ballast	AC (50/60Hz) on HF Ballast Compatible
PHILIPS	HF-S 149 TL5 II	N/A	N/A	1	Yes
PHILIPS	HF-S 249 TL5 II	N/A	N/A	2	Yes
OSRAM	QT-FIT5 1X49	N/A	N/A	1	Yes
OSRAM	QTP5 1X49	N/A	N/A	1	Yes
OSRAM	QTP5 2X49	N/A	N/A	2	Yes
OSRAM	QT-FIT5 2X49	N/A	N/A	2	Yes
TRIDONIC	PC 1X49 T5 TOP Ip	N/A	N/A	1	Yes
TRIDONIC	PC 1/49 T5 INDUSTRY	N/A	N/A	1	Yes
TRIDONIC	PC 2/49 T5 INDUSTRY	N/A	N/A	2	Yes
TRIDONIC	PC 2X49 T5 TOP Ip	N/A	N/A	2	Yes
TRIDONIC	PC 2X49 T5 PRO Ip	N/A	N/A	2	Yes
BAG	BCS49.1FX-11/220-240	N/A	N/A	1	Yes
BAG	BCS49.2FX-11/220-240	N/A	N/A	2	Yes
Helvar	EL1X49ngn5	N/A	N/A	1	Yes

## LT201370/eb-15v00 | 1463mm | 37W | 5600lm

Brand	Model No.	Article No. / Ref No. / STK No.	EAN 10	Lamps on ballast	AC (50/60Hz) on HF Ballast Compatible
PHILIPS	HF-P 2 80 TL5/PL-L III IDC	N/A	N/A	2	Yes
OSRAM	QTi 1X35/49/80/GII	N/A	N/A	1	Yes
OSRAM	QT-FQ 2X80	N/A	N/A	2	Yes
OSRAM	QTi 2X35/49/80/GII	N/A	N/A	2	Yes
TRIDONIC	PC 1X80 T5 PRO Ip	N/A	N/A	1	Yes
TRIDONIC	PC 2/80 T5 INDUSTRY	N/A	N/A	2	Yes
TRIDONIC	PC 2X80 T5 PRO Ip	N/A	N/A	2	Yes
BAG	BCS80.1FX-11/220-240	N/A	N/A	1	Yes
BAG	BCS80.2FX-11/220-240	N/A	N/A	2	Yes
Helvar	EL2X80ngn5	N/A	N/A	2	Yes
VS	ELXc 180.634	N/A	N/A	1	Yes

\* MEGAMAN® has provided this ballast compatibility list for guidance when selecting a ballast and lamp combination.  
The T5 tube were tested for compatibility with the below listed ballasts. Ballasts that do not appear on the chart might still be compatible but have not been tested.

# MEGAMAN® T5 SERIES COMPATIBILITY LIST

## LT201075/eb-06v00 | 563mm | 7.5W | 1100lm

Brand	Model No.	Article No. / Ref No. / STK No.	EAN 10	Lamps on ballast	AC (50/60Hz) on HF Ballast Compatible
PHILIPS	HF-R 114-35 TL-5 EII	N/A	N/A	1	Yes
PHILIPS	HF-R 214-35 TL5 E11	N/A	N/A	2	Yes
OSRAM	QTP5 1X14-35	N/A	N/A	1	Yes
OSRAM	QTP5 2*14-35	N/A	N/A	2	Yes
OSRAM	QT-FIT5 2X14-35	N/A	N/A	2	Yes
TRIDONIC	PC 1/14-35/49/54 T5 PRO-M Ip	N/A	N/A	1	Yes
TRIDONIC	PC 1/14-35/24/39 T5 PRO-M Ip	N/A	N/A	1	Yes
TRIDONIC	PC 2x14-35 T5 PRO Ip	N/A	N/A	2	Yes

## LT201160/eb-12v00 | 1163mm | 16W | 2400lm

Brand	Model No.	Article No. / Ref No. / STK No.	EAN 10	Lamps on ballast	AC (50/60Hz) on HF Ballast Compatible
PHILIPS	HF-R 114-35 TL-5 EII	N/A	N/A	1	Yes
PHILIPS	HF-R 214-35 TL5 E11	N/A	N/A	2	Yes
OSRAM	QTP5 1X14-35	N/A	N/A	1	Yes
OSRAM	QT-FIT5 1X14-35	N/A	N/A	1	Yes
OSRAM	QT-FIT5 2X14-35	N/A	N/A	2	Yes
OSRAM	QTP5 2*14-35	N/A	N/A	2	Yes
TRIDONIC	PC 1X14-35 T5 PRO Ip	N/A	N/A	1	Yes
TRIDONIC	PC 2x14-35 T5 PRO Ip	N/A	N/A	2	Yes

## LT201260/eb-12v00 | 1163mm | 26W | 3900lm

Brand	Model No.	Article No. / Ref No. / STK No.	EAN 10	Lamps on ballast	AC (50/60Hz) on HF Ballast Compatible
BAG	MLS80.1/54.2FR-11/220-240	10071609	N/A	1	Yes
BAG	MLS80.1FR-11/220-240	10071608	N/A	1	Yes
BAG	MF1/54, 55, 58 BAG-BCS54.FX	N/A	N/A	1	Yes
OSRAM	QTi 1X28/54/35/49 GII	4030027	4008321383358	1	Yes
OSRAM	QTi 2x28/54 DIM	4030254	4050300870717	2	Yes
OSRAM	QTi 2X28/54/35/49 GII	4030516	4008321383419	2	Yes
OSRAM	QT-FIT 5/8 2X54-58	4030291	4008321873842	2	Yes
OSRAM	QTP OPTIMAL 1X54-58	N/A	4008321873729	1	Yes
OSRAM	QTP OPTIMAL 2X54-58	4030271	4008321880253	2	Yes
OSRAM	MF 1/54-58 OSR-QTP-OPTI	4008321873729	N/A	1	Yes
OSRAM	1/54 OSR-QTP5-G2	N/A	N/A	1	Yes
OSRAM	QTP5II 1x54	N/A	4008321329394	1	Yes
PHILIPS	HF-P 154/155 TL5 HO/PL-L III IDC	86348200	872790086348200	1	Yes
PHILIPS	HF-P 254/255 TL5 HO/PL-L III IDC	86351200	872790086351200	2	Yes
PHILIPS	HF-Pi 1 28/35/49/54 TL-5 EII 220-240	91496530	871150091496530	1	Yes
PHILIPS	HF-R 254 TL5 EII 220-240	91008030	8711500910080	2	Yes
PHILIPS	HF-P 154 E2 III	N/A	N/A	1	Yes
PHILIPS	HF-P 154 TL5 E2	N/A	N/A	1	Yes
PHILIPS	HF-S 154 TL5	N/A	N/A	1	Yes
PHILIPS	HF-S 254 TL5	N/A	N/A	2	Yes
TRIDONIC	PCA 2x28/54 T5 EXCEL one4all Ip	22176175	N/A	2	Yes
TRIDONIC	PC 2X54-T5 PRO Ip	22185156	9006210250106	2	Yes
VS	ELXc 154.633	188946	N/A	1	Yes
VS	ELXc 254.636	188949	N/A	2	Yes
VS	1/54 VS-ELXC	N/A	N/A	1	Yes
HELVAR	1/54 HEL-EL-s-75°	N/A	N/A	1	Yes
HELVAR	EL 1x54S	N/A	N/A	1	Yes
HELVAR	1x54 NGN5	N/A	N/A	1	Yes







Unit 1907, 19/F, Lu Plaza,  
2 Wing Yip Street, Kwun Tong, Kowloon, Hong Kong  
Tel: (852) 2305 1722  
Fax: (852) 2758 5957  
Email: info@megaman.cc

[www.megaman.cc](http://www.megaman.cc)

© Copyright 2024. All rights reserved by MEGAMAN®.  
All information stated is correct at the time of printing and subject to changes without prior notice.