

Supplier's name or trade mark:	MEGAMAN GmbH
Supplier's address	Halskestraße 22-26, AircomParc A140880 RatingenGermany

Model identifier	SCL743v0840
Equivalent Models	N/A

#### Technical Document

Useful luminous flux	630
On-mode Power (P <sub>on</sub> )	5.25 W
Beam angle in degrees for directional light sources (DLS)	90
Peak luminous intensity in cd for directional light sources (DLS)	500
Correlated Colour Temperature	3000/4000 K
Chromaticity coordinates (x,y)	0.38, 0.38
Colour Rendering Index (CRI)	Ra 80
Standby Power (P <sub>sb</sub> )	N/A
Networked Standby Power (P <sub>net</sub> )	N/A
R9 colour rendering index value for LED and OLED light sources	0
Survival factor for LED and OLED light sources	0.90
Lumen maintenance factor for LED and OLED light sources	0.958
Indicative lifetime L70B50 for LED and OLED light sources	50000
Displacement Factor (cos φ <sub>1</sub> )	N/A
Colour Consistency	SDCM ≤ 4
Luminance for HLLS	N/A
Flicker metric (P <sub>stLM</sub> )	N/A
Stroboscopic effect metric (SVM)	N/A
Excitation purity for CTLS	N/A
Weighted Energy Consumption	6 kWh/1000hrs
Energy Efficiency Class	E
Outer dimensions in mm	
Height	73
Width	130
Depth	130
Standards Compliance	CE, RoHS

#### CALCULATIONS - GENERAL RULE

Refer to Annex II of Energy Labelling (EU) 2019/2015

##### Energy efficiency classes and calculation method

The energy efficiency class of light sources shall be determined as set out in Table 1, on the basis of the total mains efficacy  $\eta_{TM}$ , which is calculated by dividing the declared useful luminous flux  $\Phi_{use}$  (expressed in *lm*) by the declared on-mode power consumption  $P_{on}$  (expressed in *W*) and multiplying by the applicable factor FTM of Table 2, as follows:

$$\eta_{TM} = (\Phi_{use}/P_{on}) \times FTM \text{ (lm/W)}$$

Table 1

Energy efficiency classes of light sources	
Energy efficiency class	Total mains efficacy $\eta_{TM}$ (lm/W)
A	$210 \leq \eta_{TM}$
B	$185 \leq \eta_{TM} < 210$
C	$160 \leq \eta_{TM} < 185$
D	$135 \leq \eta_{TM} < 160$
E	$110 \leq \eta_{TM} < 135$
F	$85 \leq \eta_{TM} < 110$
G	$\eta_{TM} < 85$

Table 2

Factors FTM by light source type	
Light source type	Factor FTM

Non-directional (NDLS) operating on mains (MLS)	1,000
Non-directional (NDLS) not operating on mains (NMLS)	0,926
Directional (DLS) operating on mains (MLS)	1,176
Directional (DLS) not operating on mains (NMLS)	1,089

#### ADDITIONAL PART

A list of compatible dimmers shall be provided on the website [www.megaman.cc](http://www.megaman.cc)

MEGAMAN | WEEE - Green Room | LED, Energy-efficient & Eco-friendly Lighting, Restriction of Hazardous Substances

<https://www.megaman.cc/resources/green-room/weee>

MEGAMAN GmbH  
Halskestraße 22-26, AircomParc A1  
40880 Ratingen  
Germany




Applicable Light Source Model Identifier	Applicable Containing Product Model Number	Light source Input Current (mA)	Light source Rated Voltage (V)
SCL742v0830	FCL74200v0	140	DC 79
SCL742v0840	FCL74200v0	140	DC 79
SCL742v0865	FCL74200v0	140	DC 79
SCL743v0830	FCL74300v0	156	DC 106
SCL743v0840	FCL74300v0	156	DC 106
SCL743v0865	FCL74300v0	156	DC 106
SCL744v0830	FCL74400v0	140	DC 157
SCL744v0840	FCL74400v0	140	DC 157
SCL744v0865	FCL74400v0	140	DC 157
SCL745v0830	FCL74500v0	145	DC 228
SCL745v0840	FCL74500v0	145	DC 228
SCL745v0865	FCL74500v0	145	DC 228

**Light source: Removable**

Tools




Remove the mounting




Open the cover




Remove the metal clips




Remove the reflective cover



Open wire



### Removable Light source



— LED+ DC input  
— LED- Constant current

### Removable control gear

