

|                                |  |
|--------------------------------|--|
| Supplier's name or trade mark: | MEGAMAN GmbH   |
| Supplier's address             | Halskestraße 22-26, AircomParc A140880 RatingenGermany |

|                   |             |
|-------------------|-------------|
| Model identifier  | SCL742v0840 |
| Equivalent Models | N/A         |

Technical Document

|   |               |
|---|---------------|
| Useful luminous flux  | 1400          |
| On-mode Power (Pon)   | 9 W           |
| Beam angle in degrees for directional light sources (DLS)         | N/A           |
| Peak luminous intensity in cd for directional light sources (DLS) | N/A           |
| Correlated Colour Temperature                                     | 4000 K        |
| Chromaticity coordinates (x,y)                                    | 0.38, 0.38    |
| Colour Rendering Index (CRI)                                      | Ra 80         |
| Standby Power (Psb)   | N/A           |
| Networked Standby Power (Pnet)                                    | N/A           |
| R9 colour rendering index value for LED and OLED light sources    | 0             |
| Survival factor for LED and OLED light sources                    | 0.90          |
| Lumen maintenance factor for LED and OLED light sources           | 0.96          |
| Indicative lifetime L70B50 for LED and OLED light sources         | 50000         |
| Displacement Factor (cos φ1)                                      | 0.7           |
| Colour Consistency  | SDCM ≤ 6      |
| Luminance for HLLS  | N/A           |
| Flicker metric (PstLM)  | 1             |
| Stroboscopic effect metric (SVM)                                  | 0.4           |
| Excitation purity for CTLS  | N/A           |
| Weighted Energy Consumption                                       | 9 kWh/1000hrs |
| Energy Efficiency Class   | D             |
| Outer dimensions in mm  |               |
| Height  | 17            |
| Width   | 250           |
| Depth   | 250           |
| Standards Compliance  | CE, RoHS      |

CALCULATIONS - GENERAL RULE

Refer to Annex II of Energy Labelling (EU) 2019/2015

Energy efficiency classes and calculation method

The energy efficiency class of light sources shall be determined as set out in Table 1, on the basis of the total mains efficacy η<sub>TM</sub>, which is calculated by dividing the declared useful luminous flux Φ<sub>use</sub> (expressed in lm) by the declared on-mode power consumption P<sub>on</sub> (expressed in W) and multiplying by the applicable factor FTM of Table 2, as follows:

$$\eta_{TM} = (\Phi_{use}/P_{on}) \times FTM \text{ (lm/W)}$$

Table 1

| Energy efficiency classes of light sources |   |
|--|---|
| Energy efficiency class                    | Total mains efficacy η <sub>TM</sub> (lm/W) |
| A  | 210 ≤ η <sub>TM</sub>                       |
| B  | 185 ≤ η <sub>TM</sub> < 210                 |
| C  | 160 ≤ η <sub>TM</sub> < 185                 |
| D  | 135 ≤ η <sub>TM</sub> < 160                 |
| E  | 110 ≤ η <sub>TM</sub> < 135                 |
| F  | 85 ≤ η <sub>TM</sub> < 110                  |
| G  | η <sub>TM</sub> < 85                        |

Table 2

| Factors FTM by light source type |            |
|----------------------------------|------------|
| Light source type                | Factor FTM |

|  |       |
|--|-------|
| Non-directional (NDLS) operating on mains (MLS)      | 1,000 |
| Non-directional (NDLS) not operating on mains (NMLS) | 0,926 |
| Directional (DLS) operating on mains (MLS)           | 1,176 |
| Directional (DLS) not operating on mains (NMLS)      | 1,089 |

#### ADDITIONAL PART

A list of compatible dimmers shall be provided on the website [www.megaman.cc](http://www.megaman.cc)

MEGAMAN | WEEE - Green Room | LED, Energy-efficient & Eco-friendly Lighting, Restriction of Hazardous Substances

<https://www.megaman.cc/resources/green-room/weee>

MEGAMAN GmbH  
Halskestraße 22-26, AircomParc A1  
40880 Ratingen  
Germany




| Applicable Light Source Model Identifier | Applicable Containing Product Model Number | Light source Input Current (mA) | Light source Rated Voltage (V) |
|--|--|---------------------------------|--------------------------------|
| SCL742v0830                              | FCL74200v0                                 | 140                             | DC 79                          |
| SCL742v0840                              | FCL74200v0                                 | 140                             | DC 79                          |
| SCL742v0865                              | FCL74200v0                                 | 140                             | DC 79                          |
| SCL743v0830                              | FCL74300v0                                 | 156                             | DC 106                         |
| SCL743v0840                              | FCL74300v0                                 | 156                             | DC 106                         |
| SCL743v0865                              | FCL74300v0                                 | 156                             | DC 106                         |
| SCL744v0830                              | FCL74400v0                                 | 140                             | DC 157                         |
| SCL744v0840                              | FCL74400v0                                 | 140                             | DC 157                         |
| SCL744v0865                              | FCL74400v0                                 | 140                             | DC 157                         |
| SCL745v0830                              | FCL74500v0                                 | 145                             | DC 228                         |
| SCL745v0840                              | FCL74500v0                                 | 145                             | DC 228                         |
| SCL745v0865                              | FCL74500v0                                 | 145                             | DC 228                         |

**Light source: Removable**

Tools




Remove the mounting




Open the cover




Remove the metal clips




Remove the reflective cover



Open wire



### Removable Light source



- LED+ DC input
- LED- Constant current

### Removable control gear

